


Voltage Selection: Before applying power, confirm that the voltage selection switch is in the proper position for the specific operating voltage.

Specifications

- Model Number:** 10-1327
- Input Voltage:** 120v AC or 230v AC (switch)
- Frequency:** 47-63 Hz.
- Lamp Type:** See Chart on Next Page
- Certifications:** CE, UL #E191525
- Size:** 1.8" x 4.3" x 1.0"
- Weight:** 5 oz.
- Mounting:** Slotted Mounting Tabs



Special Features: Lamp-Out Protection—If the lamp is not connected to the ballast when the power is applied, or if the lamp has failed, the ballast activates a safety circuit locking the ballast out of service. After the power has been removed from the ballast and a lamp is connected, the ballast then requires at least a minute without power to unlock the safety circuit.

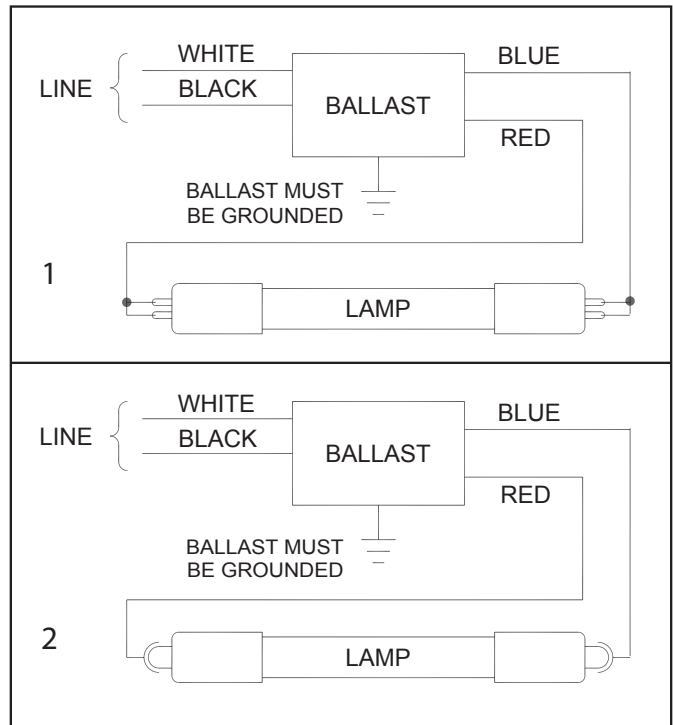


The information and recommendations contained in this publication are based upon data collected by the Atlantic Ultraviolet Corporation® and are believed to be correct. However, no guarantee or warranty of any kind, expressed or implied, is made with respect to the information contained herein. Specifications and information are subject to change without notice.

Lamp Types

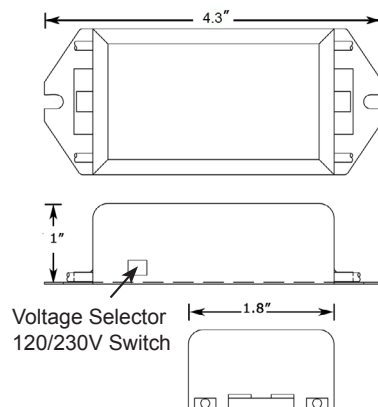
Lamp Type	Wire Diagram
G12T5	2
G10T5½	2
G18T5	2
GPH212T5	1
GPH254T5	1
GPH287T5	1
GPH303T5	1
GPH357T5	1

This ballast may be acceptable for use with lamps not listed here. Contact us to discuss your requirement.



Wiring Diagrams

Dimensions



The information and recommendations contained in this publication are based upon data collected by the Atlantic Ultraviolet Corporation® and are believed to be correct. However, no guarantee or warranty of any kind, expressed or implied, is made with respect to the information contained herein. Specifications and information are subject to change without notice.