

SPECIFICATIONS:

MODEL NUMBER: 2088-554-144

PUMP DESIGN: Positive Displacement 3 Chamber Diaphragm Pump

CHECK VALVE: (1-Way Operation) Prevents Reverse Flow

CAM: 3.5 Degree

MOTOR: Permanent Magnet, P/N 11-173-01, Thermally Protected

VOLTAGE: 12 VDC Nominal

PRESSURE SWITCH: Adjustable from 30 to 50 PSI. Factory Set @ 45 PSI Shut-Off,
Turn On 25 PSI \pm 5 PSI

LIQUID TEMPERATURE: 130 Degrees Fahrenheit (54 Degrees Centigrade) Max.

PRIME: Self-Priming Up To 9.0 Ft. Vertical,
Max. Inlet Pressure 30 PSI (2.1 Bar)

PORTS: 1/2"-14 Male Parallel Thread

MATERIAL OF CONSTRUCTION:

PLASTICS- Polypropylene

VALVES- Santoprene

DIAPHRAGM- Santoprene

FASTENERS- Zinc Plated Steel

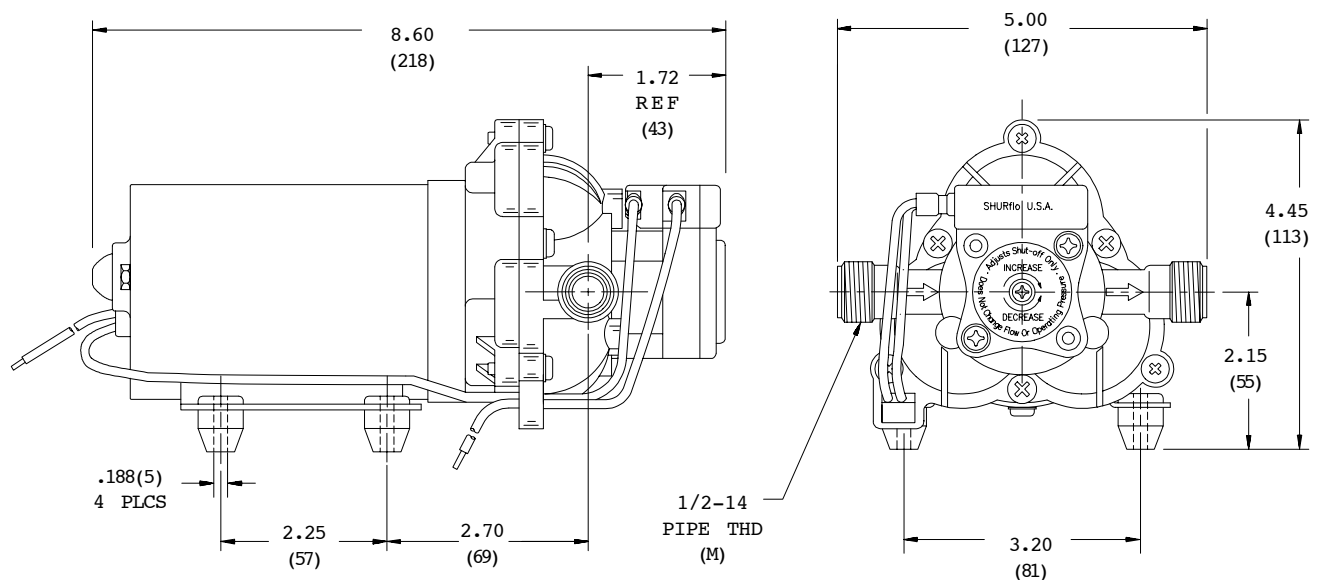
NET WEIGHT: 4.8 Lbs (2.18 Kg)

DUTY CYCLE: Intermittent (See Temperature Rise Chart)

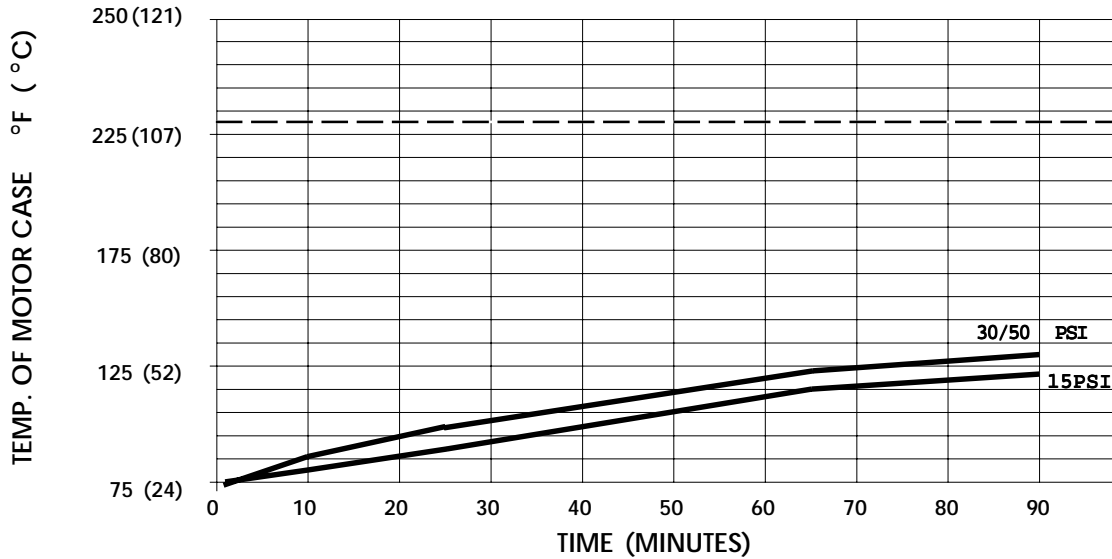
TYPICAL APPLICATIONS: RV Potable Water

APPROVALS: N.S.F. Listed

DIMENSIONS:



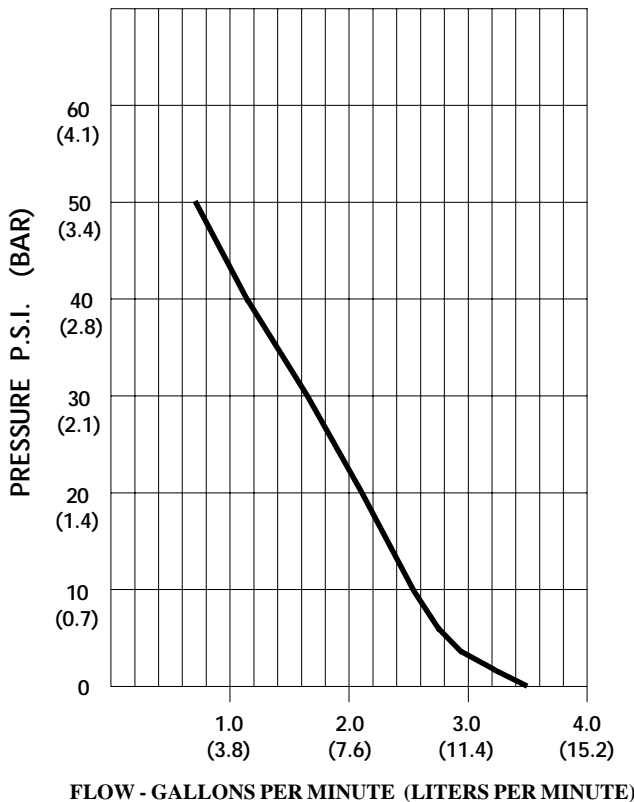
TEMPERATURE RISE



THIS GRAPH IS FOR USE AS A DESIGN GUIDE. IT IS BASED ON RUNNING CONTINUOUSLY WITH AN AMBIENT TEMPERATURE OF 75 °F IN STILL AIR. THE THERMAL BREAKER WILL OPEN WHEN THE CASE TEMPERATURE REACHES 230 °F.

[----- TRIP POINT OF THERMAL PROTECTOR]

TYPICAL PERFORMANCE



PRESSURE (PSI)	FLOW (GPM/LIT)	RPM MIN/MAX	CURRENT (AMPS)	VOLTAGE (VOLTS)
OPEN	3.50/13.1	2148/2205	4.2	12 VDC
10	2.54/9.6	2128/2197	4.5	"
20	2.11/8.0	2102/2173	5.0	"
30	1.65/6.2	2085/2173	5.2	"
40	1.14/4.3	2085/2094	5.0	"
50	0.69/2.6	2115/2135	4.5	"

*-SPECIFICATIONS SUBJECT TO CHANGE WITHOUT NOTICE.
-ALL DATA BASED ON TESTING WITH WATER.*