

# 20PP Series Couplings

Tubing Size 1/16" - 1/4"  
1/8" Flow Polypropylene

2 STANDARD  
COLORS



20PP Series couplings offer 1/8" flow, are produced from medical grade, gamma sterilizable polypropylene, and offer greater chemical resistance. 20PP couplings interconnect with all other 20AC and 20CB Series couplings as well as other similar industry thumb-latch couplings. These couplings are available in Legacy Almond and Modern Cool Grey colors.

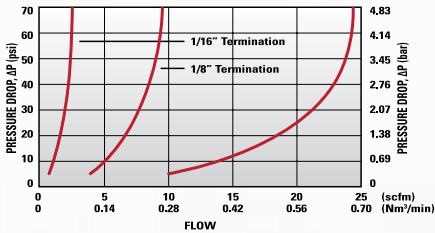
### Performance Ratings:

- Operating Pressure: Vacuum to 120psi; (8.3bar)
- Temperature: 32°F to 160°F; (0°C to 71°C)
- Flow Capacity: 1/8" Size
- Sterilization: Gamma; 50 kGy irradiation max (see technical section for more detail)

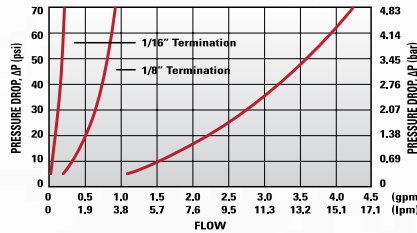
### Materials & Construction:

- Bodies & Terminations: Medical Grade Polypropylene
- Internal Valves: Medical Grade Polypropylene
- Internal Valve Springs: 316 Stainless Steel
- O-rings: Peroxide-cured EPDM (others available)
- Thumb-latch: Stainless Steel
- External Springs & Pins: Stainless Steel

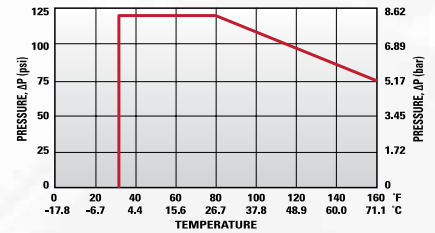
### 20PP Series Air Flow



### 20PP Series Water Flow



### 20PP Series Temperature



### FLOW RATES

The data below shows liquid flow rates for LinkTech couplings. Each coupling combination was tested at 70°F (21°C).

### C<sub>v</sub> Values for 20PP Series Couplings

SOCKETS	20PPV-PE2-01	20PP-PE2-01	20PPV-PE2-02	20PP-PE2-02	20PPV-PE2-04	20PP-PE2-04	20PPV-PE9-04	20PPX-PE9-04	20PPV-PE1-02	20PPX-PE1-02	20PPV-PE4-04	20PPX-PE4-04
20PPV-SE2-01	0.02	0.02	0.03	0.03	0.03	0.03	0.03	0.03	0.03	0.03	0.03	0.03
20PP-S2-01	0.02	0.03	0.03	0.03	0.03	0.03	0.03	0.03	0.03	0.03	0.03	0.03
20PPV-SE2-04	0.03	0.03	0.16	0.22	0.21	0.26	0.17	0.23	0.19	0.25	0.24	0.27
20PP-S2-04	0.03	0.03	0.18	0.24	0.23	0.45	0.24	0.33	0.2	0.45	0.27	0.45
20PPV-SE3-02	0.03	0.03	0.14	0.17	0.15	0.19	0.15	0.19	0.18	0.18	0.15	0.19
20PP-S3-02	0.03	0.03	0.14	0.19	0.15	0.27	0.15	0.24	0.15	0.27	0.16	0.27
20PPV-SE3-04	0.03	0.03	0.16	0.22	0.21	0.26	0.17	0.23	0.19	0.26	0.16	0.25
20PP-S3-04	0.03	0.03	0.18	0.25	0.23	0.45	0.23	0.34	0.2	0.45	0.26	0.45
20PPV-SE8-04	0.03	0.03	0.16	0.2	0.17	0.22	0.17	0.21	0.17	0.21	0.18	0.22
20PP-S8-04	0.03	0.03	0.16	0.25	0.18	0.4	0.18	0.4	0.16	0.4	0.21	0.4
20PPV-SE1-02	0.03	0.03	0.16	0.24	0.2	0.28	0.18	0.27	0.2	0.26	0.24	0.26
20PP-S1-02	0.03	0.03	0.16	0.25	0.19	0.5	0.18	0.4	0.2	0.5	0.24	0.5
20PPV-SE1-04	0.03	0.03	0.17	0.25	0.23	0.3	0.19	0.3	0.21	0.27	0.24	0.29
20PP-S1-04	0.03	0.03	0.18	0.26	0.24	0.5	0.21	0.4	0.2	0.5	0.26	0.5

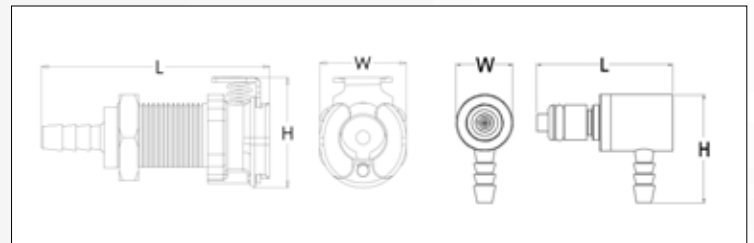
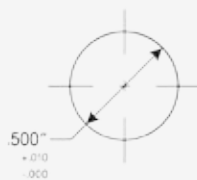
Specific coupling combination flow rates can be determined by using this formula:

$$Q = C_v \sqrt{\frac{\Delta P}{S}}$$

Q = Flow rate in gallons per minute  
C<sub>v</sub> = Average flow rates (see chart)  
ΔP = Pressure drop across coupling (psi)  
S = Specific gravity of liquid.

	PANEL OPENING	MAX PANEL THICKNESS	MIN PANEL THICKNESS
SOCKETS	Per Drawing	0.5"	0.05"
PLUGS	0.5"	0.3"	0.05"

PANEL NUT HEX SIZE	PANEL NUT THREAD
5/8"	1/2" - 24 UNS



Reference Dimensions: L = Length, W = Width, H = Height



### MALE THREAD SOCKET

Non-Valved	Valved	Thread Size	Length	Width	Height
20PP-S1-02	20PPV-SE1-02	1/8" NPT	1.10"	.64"	.82"
20PP-S1-02MALD	20PPV-SE1-02MALD	1/8" NPT	1.10"	.64"	.82"
20PP-S1-04	20PPV-SE1-04	1/4" NPT	1.10"	.64"	.82"
20PP-S1-04MALD	20PPV-SE1-04MALD	1/4" NPT	1.10"	.64"	.82"



### IN-LINE HOSE BARB SOCKET

Non-Valved	Valved	Tube Size	Metric Tube	Length	Width	Height
20PP-S2-01	20PPV-SE2-01	1/16" ID	1.6mm ID	1.39"	.63"	.88"
20PP-S2-01MALD	20PPV-SE2-01MALD	1/16" ID	1.6mm ID	1.39"	.63"	.88"
20PP-S2-02	20PPV-SE2-02	1/8" ID	3.2mm ID	1.63"	.63"	.88"
20PP-S2-02MALD	20PPV-SE2-02MALD	1/8" ID	3.2mm ID	1.63"	.63"	.88"
20PP-S2-04	20PPV-SE2-04	1/4" ID	6.4mm ID	1.78"	.63"	.88"
20PP-S2-04MALD	20PPV-SE2-04MALD	1/4" ID	6.4mm ID	1.78"	.63"	.88"



### IN-LINE PTF SOCKET

Non-Valved	Valved	Tube Size	Metric Tube	Length	Width	Height
20PP-S9-025	20PPV-SE9-025	5/32" OD, .10" ID	4.0mm OD, 2.5mm ID	1.71"	.63"	.88"
20PP-S9-025MALD	20PPV-SE9-025MALD	5/32" OD, .10" ID	4.0mm OD, 2.5mm ID	1.71"	.63"	.88"
20PP-S9-04	20PPV-SE9-04	1/4" OD, .17" ID	6.4mm OD, 4.3mm ID	1.71"	.63"	.88"
20PP-S9-04MALD	20PPV-SE9-04MALD	1/4" OD, .17" ID	6.4mm OD, 4.3mm ID	1.71"	.63"	.88"



### PANEL MOUNT HOSE BARB SOCKET

Non-Valved	Valved	Tube Size	Metric Tube	Length	Width	Height
20PP-S3-01	20PPV-SE3-01	1/16" ID	1.6mm ID	1.40"	.63"	.88"
20PP-S3-01MALD	20PPV-SE3-01MALD	1/16" ID	1.6mm ID	1.40"	.63"	.88"
20PP-S3-02	20PPV-SE3-02	1/8" ID	3.2mm ID	1.65"	.63"	.88"
20PP-S3-02MALD	20PPV-SE3-02MALD	1/8" ID	3.2mm ID	1.65"	.63"	.88"
20PP-S3-04	20PPV-SE3-04	1/4" ID	6.4mm ID	1.80"	.63"	.88"
20PP-S3-04MALD	20PPV-SE3-04MALD	1/4" ID	6.4mm ID	1.80"	.63"	.88"



### PANEL MOUNT PTF SOCKET

Non-Valved	Valved	Tube Size	Metric Tube	Length	Width	Height
20PP-S8-025	20PPV-SE8-025	5/32" OD, .10" ID	4.0mm OD, 2.5mm ID	1.72"	.63"	.88"
20PP-S8-025MALD	20PPV-SE8-025MALD	5/32" OD, .10" ID	4.0mm OD, 2.5mm ID	1.72"	.63"	.88"
20PP-S8-04	20PPV-SE8-04	1/4" OD, .17" ID	6.4mm OD, 4.3mm ID	1.72"	.63"	.88"
20PP-S8-04MALD	20PPV-SE8-04MALD	1/4" OD, .17" ID	6.4mm OD, 4.3mm ID	1.72"	.63"	.88"

\*MALD denotes Almond coupling color.

# 20PP Series Plugs

Tubing Size 1/16" - 1/4"  
1/8" Flow Polypropylene



MALE THREAD PLUG						
Non-Valved	Valved	Thread Size	L (nv/v)	Width	Height	
20PPX-PE1-02	20PPV-PE1-02	1/8" NPT	1.27"/1.39"	.50"	.50"	
20PPX-PE1-02MALD	20PPV-PE1-02MALD	1/8" NPT	1.27"/1.39"	.50"	.50"	



IN-LINE HOSE BARB PLUG						
Non-Valved	Valved	Tube Size	Metric Tube	L (nv/v)	Width	Height
20PP-PE2-01	20PPV-PE2-01	1/16" ID	1.6mm ID	.80"/1.48"	.55"	.55"
20PP-PE2-01MALD	20PPV-PE2-01MALD	1/16" ID	1.6mm ID	.80"/1.48"	.55"	.55"
20PP-PE2-02	20PPV-PE2-02	1/8" ID	3.2mm ID	.97"/1.65"	.55"	.55"
20PP-PE2-02MALD	20PPV-PE2-02MALD	1/8" ID	3.2mm ID	.97"/1.65"	.55"	.55"
20PP-PE2-04	20PPV-PE2-04	1/4" ID	6.4mm ID	1.12"/1.80"	.55"	.55"
20PP-PE2-04MALD	20PPV-PE2-04MALD	1/4" ID	6.4mm ID	1.12"/1.80"	.55"	.55"



IN-LINE PTF PLUG						
Non-Valved	Valved	Tube Size	Metric Tube	L (nv/v)	Width	Height
20PPX-PE9-04	20PPV-PE9-04	1/4" OD, .17 ID	6.4mm OD, 4.3mm ID	1.15"/1.57"	.55"	.55"
20PPX-PE9-04MALD	20PPV-PE9-04MALD	1/4" OD, .17 ID	6.4mm OD, 4.3mm ID	1.15"/1.57"	.55"	.55"



ELBOW HOSE BARB PLUG						
Non-Valved	Valved	Tube Size	Metric Tube	L (nv/v)	Width	Height
20PPX-PE4-02	20PPV-PE4-02	1/8" ID	3.2mm ID	1.10"/1.21"	.50"	.95"
20PPX-PE4-02MALD	20PPV-PE4-02MALD	1/8" ID	3.2mm ID	1.10"/1.21"	.50"	.95"
20PPX-PE4-04	20PPV-PE4-04	1/4" ID	6.4mm ID	1.10"/1.21"	.50"	1.10"
20PPX-PE4-04MALD	20PPV-PE4-04MALD	1/4" ID	6.4mm ID	1.10"/1.21"	.50"	1.10"



ELBOW PTF PLUG						
Non-Valved	Valved	Tube Size	Metric Tube	L (nv/v)	Width	Height
20PPX-PE10-04	20PPV-PE10-04	1/4" OD, .17 ID	6.4mm OD, 4.3mm ID	1.10"/1.21"	.62"	.80"
20PPX-PE10-04MALD	20PPV-PE10-04MALD	1/4" OD, .17 ID	6.4mm OD, 4.3mm ID	1.10"/1.21"	.62"	.80"

\*MALD denotes Almond coupling color.



Available in Modern Cool Grey  
and Legacy Almond Color.