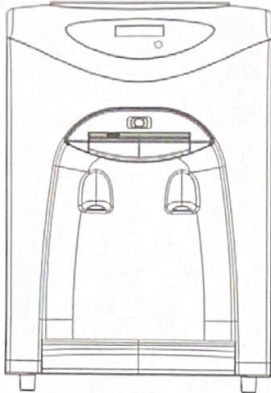


# INSTALLATION USE AND CARE MANUAL

## SURGE POU WATER COOLER MODEL



### SPECIFICATION

Voltage	115V AC±10%/1PH/60Hz.
Size	(48.0 cm) H., (31.0 cm) W., (36.0 cm) D.
Shipping Weight	11.0 kg for Hot/Cold model (approx.)
Refrigerant	HFC 134a

Specification subject to change without notice.

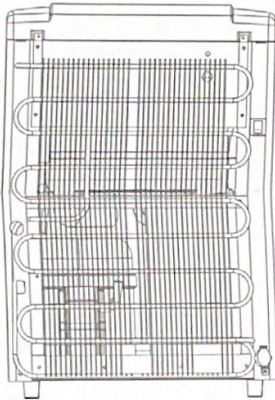
### INSTALLATION

1. Locate water cooler in a well-ventilated indoor space where temperature is always above freezing.
2. Insure proper ventilation by maintaining a minimum clearance of 2" (61mm) on sides and rear of cooler. Make sure cooler is on a level surface.
3. Do not locate cooler near direct sunlight.
4. Do not use this cooler to chill or heat any liquids other than water.
5. Inlet water supply pressure should not exceed 65PSI.

### START UP

1. Install drip tray below nozzle.
2. Connect a 1/4" water supply line fitting into the tubing connector located back of cooler.
3. Wait about 10 minutes for the cold tank to be fully filled (time may vary).
4. Push red UNLOCK button and then press Hot button until a steady stream of water flows from nozzle.
5. Verify that the heater switch on the back of the unit is off. Plug the power cord into an electrical outlet, power & cooling indicating lights are on.
6. Turn on the Heater switch located on the back of the unit. Allow 40 minutes for water to reach hot and cold temperature and both heating and cooling indicating lights go off.

CAUTION: Hot tank must be filled with water before connecting to electrical source. **Children should be supervised by an adult to prevent get burn injuries.**



### OPTIONAL COMPONENTS

#### Heater Switch

- Locate at the back of the cooler condenser at top left side.
- Turn 'ON' the switch after installation is complete for hot water.
- Turn 'OFF' the switch if hot water is not required.

#### Night Light

- Locate at the indicator front panel of the cooler.
- Press LIGHT button to turn on/off night light.

### CLEANING

#### ALL PLASTIC PARTS ARE DISHWASHER SAFE

Drip tray and shell can be cleaned with any non-abrasive household cleaner. To prevent damage to plastic parts, avoid abrasive cleaning aids such as steel wool etc.

### MAINTENANCE

**Temperature Control (Cold Control):** The thermostat is set to deliver water approximately 7°C. For colder water, adjust the screw on the thermostat clockwise. The thermostat is located at the rear of the cooler.


**Temperature Control (Hot Control):** The thermostat is set to deliver water at approximately 84°C and is not adjustable.

**Lubrication:** None required.

**Condenser:** To ensure optimum cooler performance, condenser must be maintained free of dust and lint. Condenser must be regularly inspected and cleaned with soft brush.

**Drip Tray:** The drip tray should be emptied and cleaned regularly. To remove, pull up tray straightforward from the front panel.

**Storage / Return Shipment:** If the cooler is removed from service, the water must be completely drained from the system.



The Waterways Company  
30021 Tomas Street, Suite 300  
Rancho Santa Margarita, CA 92688, USA  
Tel: 1-909-230-4753  
www.thewaterwayscompany.com



Global Trade  
Works LLC





;

**LIMITED WARRANTY  
GIBRALTAR WATER DISPENSER**

**TERMS AND CONDITIONS** – This warranty is "limited" to a dispenser installed in non-restricted locations, such as residences or offices. This warranty does not provide any allowances for labor reimbursement. This limited warranty does not offer coverage for components that are not factory installed such as dealer installed accessories not originally sold by manufacturer. If paint or other appearance imperfections are noted at time of installation, the owner must advise the installer or the supplier without delay.

**INSTALLATION AND OPERATION** – The foregoing Limited Warranty applies only when the dispenser is installed and operated in accordance with the Manufacturer's written instructions included with each unit. It does not apply to dispensers, which on examination by the Manufacturer or his agent, are found to have been subjected to accident, modifications, abuse, misuse, misapplications, corrosive type atmospheres, or abnormal use.

**Warranty**-The Manufacturer warrants the complete water dispenser including compressor, hermetically sealed refrigeration system, water system faucets, and electrical components to be free from defects in material and workmanship under normal use for twenty four (24) months from Invoice date.

**OWNER'S OBLIGATIONS** – Owner to provide proof of installation date when repair is required. The owner has the obligation and responsibility to diagnose and/or make minor adjustments and to reimburse the authorized service center or the Manufacturer for any other repair not covered by the terms of this Limited Warranty. The owner also has the obligation and responsibility to return the complete unit to the owners place of business, closest authorized distributor, service center or to the factory repair department if the compressor, refrigeration or water system is found to be defective during the warranty period.

**MANUFACTURER'S OBLIGATIONS** – The Manufacturer warrants the complete water dispenser including compressor, hermetically sealed refrigeration system, water system faucets, and electrical components to be free from defects in material under normal use for 2 years from date of installation or twenty - seven months from date of shipment from Manufacturer, whichever occurs first. Coverage is limited to replacing a defective cooler with a similar cooler, crediting the customer the amount paid for the defective cooler, reimbursing the customer the amount paid for the defective cooler, or providing parts to repair or replace any part of the water dispenser which is expressly covered by this Limited Warranty at the manufacturer's option. In any case, the value of the Warranty shall not exceed the original purchase price paid for the water dispenser.

**PERSONS ENTITLED TO BENEFIT WARRANTY** – This Limited Warranty is applicable only to (i) purchasers who purchase the water dispenser for resale in the ordinary course of business, and (ii) the first person who purchases the water dispenser other than for resale.

THIS LIMITED WARRANTY IS IN LIEU OF ALL OTHER EXPRESS WARRANTIES. ALL IMPLIED WARRANTIES, ARISING BY LAW OR OTHERWISE, INCLUDING WITHOUT LIMITATION, THE IMPLIED WARRANTIES OF MERCHANTABILITY AND FITNESS FOR A PARTICULAR PURPOSE, ARE LIMITED TO THE SAME PERIOD OF TIME AS THIS LIMITED WARRANTY. Some states of the United States do not allow limitations on how long an implied warranty lasts, so the above limitation may not apply.

This Limited Warranty gives specific legal rights, and in some states of the United States there may also be other rights, which vary from state to state.

EXCEPT AS OTHERWISE EXPRESSLY PROVIDED ABOVE, THE MANUFACTURER MAKES NO WARRANTIES, EXPRESS OR IMPLIED, ARISING BY LAW OR OTHERWISE, INCLUDING WITHOUT LIMITATION THE IMPLIED WARRANTIES OF MERCHANTABILITY AND FITNESS FOR A PARTICULAR PURPOSE, TO ANY PERSON.

SERIAL NUMBER \_\_\_\_\_  
(To be filled in by installer) Form to be left with the owner by the installer

The Waterways Company  
30021 Tomas Street, Suite 300  
Rancho Santa Margarita, CA 92688, USA  
Tel: 1-909-230-4753  
www.thewaterwayscompany.com



Global Trade  
Works LLC

igo PRODUCTS