



# CoffeePRO SERIES WATER FILTERS

CP610-PP • CP614-PP • CP620-PP

Elevate the guest experience while saving money!

**Discover the importance of better water with a CoffeePRO Series Water Filter**

Water is the number one ingredient in beverages. The quality of water can have a negative impact on beverage quality, flavor, clarity, and aroma. Our high capacity CoffeePRO water filters contain polyphosphates to reduce scale buildup, and use 100 percent activated, hollow carbon to filter water at a high flow rate with a minimal pressure drop. Using filtered water improves the reliability of water-using equipment and enhances guest satisfaction.



**Guest Experience**

- Enhance the flavor and clarity of coffee and tea
- Remove contaminants and unpleasant odors
- Deliver a consistent high-quality beverage experience
- Minimize equipment downtime by removing scale build-up



**Operational Efficiency**

- Hollow carbon technology delivers 12-month filter life and less frequent changeouts
- Minimal pressure drop and high flow rates optimizes equipment performance
- Modular design and multiple filter sizes maximize flexibility and durability for your operations
- Quick disconnect filter cartridges help optimize labor



**Equipment Protection**

- Remove contaminants to prolong equipment life and reduce service calls
- Optimize brewing equipment operations



**Environmentally Friendly**

- Binder-free carbon means no additives within carbon media
- Annual filter changeout minimizes waste as compared to alternatives



**88%**  
of patrons report location-to-location consistency of coffee/tea is extremely important\*

**APPLICATION USE**



**Coffee/Tea**

Reduce scale build-up & protect equipment



**Espresso**

Deliver optimal flavor profile



A reliable and consistent water filtration system is essential in our commitment to quality in every cup.”





- Ryan  
Store Manager,  
National Coffee  
House Brand

## FILTER SIZING FOR COFFEE/TEA BREWERS

If you are looking to provide high quality filtered water to your coffee or tea brewers, it is important to remove common impurities. Many impurities can cause scale build-up on your equipment and negatively affect equipment efficiency. Patron's expect a consistent beverage quality so it's also important to remove disinfectants like chlorine and chloramines used by local municipalities. Our CoffeePRO water filters are engineered with activated carbon and polyphosphates to remove unwanted taste and odors and reduce scale formation on your brewing equipment. This media combination optimizes coffee and tea flavor profiles and aroma while helping to reduce downtime and service repairs.

### APPLICATION SIZING

### CoffeePRO SOLUTION

	<b>Single Brewer</b> Up to 79 cups/day	<b>KPMF CP610-PP</b>
	<b>Single/Multi-Brewer</b> 80-162 cups/day	<b>KPMF CP614-PP</b>
	<b>Multi-Brewer</b> 163-272 cups/day,	<b>KPMF CP620-PP</b>
	<b>Multi-Brewer</b> 273-576 cups/day	<b>(2) KPMF CP620-PP</b>



## CoffeePRO SERIES WATER FILTRATION

Specifications	KPMF CP610-PP	KPMF CP614-PP	KPMF CP620-PP
<b>Primary Applications</b>	Coffee/Tea, Espresso and Cappuccino Brewing Equipment		
<b>Filter Media</b>	Activated carbon & polyphosphates	Activated carbon & polyphosphates	Activated carbon & polyphosphates
<b>System Size (H x W x D)</b>	19" x 14" x 9"	23" x 14" x 9"	29" x 14" x 9"
<b>System Shipping Weight</b>	13 lb	17 lb	22 lb
<b>Manifold Configurations</b>	KPRO Single, Double, Triple, Quad systems		
<b>Micron Rating</b>	1	1	1
<b>NSF/ANSI Standard 42: (Taste &amp; Odor, Particulates)</b>	✓	✓	✓
<b>Scale Reduction (gal.)/ Flow Rate (gpm)</b>	Up to 50,000 @ 5 gpm	Up to 75,000 @ 7 gpm	Up to 100,000 @ 10 gpm
<b>Chlorine Capacity (gal.)/ Flow Rate (gpm)</b>	50,000 @ 5 gpm	75,000 @ 7 gpm	100,000 @ 10 gpm
<b>Chloramine Capacity (gal.)/ Flow Rate (gpm)</b>	7,150 @ 1.7 gpm*	14,700 @ 1.7 gpm*	35,000 @ 1.7 gpm

\*Tested by a third party lab to the NSF/ANSI Standard 42

## EFFORTLESS TOTAL WATER CARE

KineticoPRO offers a complete range of commercial water treatment solutions. Based on a per-location water analysis, we will work with you to prescribe the ideal water filtration, softening and reverse osmosis solutions to optimize your water quality and protect your equipment.



**POE & POU  
Water Softeners**



**Water Filtration**



**RO Systems**



1.800.321.5022  
www.KineticoPRO.com  
WaterCare@KineticoPRO.com