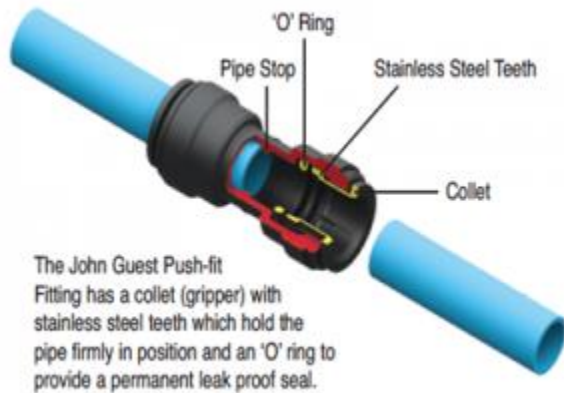


Installation Advice

EASY TO MAKE A CONNECTION



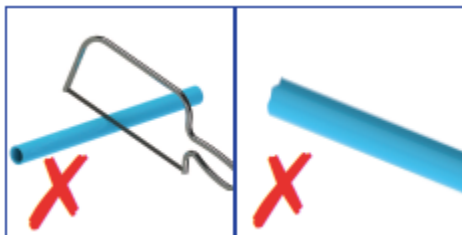
THREE EASY STEPS

Fittings and pipe should be kept clean and undamaged before use.


Cut the pipe square. We recommend the use of the JG Pipe Cutter.



DO NOT use a hacksaw. To avoid damage to the 'O' ring remove burrs and sharp edges.



Push up to pipe stop.



Pull to check secure. Test the system before use.



To disconnect, ensure the system is depressurised. Push the collet towards the fitting and remove the pipe. The fitting can be reused.



28MM FITTINGS



28mm fittings also have a collet with stainless steel teeth and an 'O' ring.

After inserting the pipe, a screw cap is turned approx 1/4 turn. This locks the collet in place and reduces lateral and sideways movement of the pipe.



To disconnect, turn the screw cap 1/4 turn, push in the collet and remove the pipe. The fitting and pipe can be reused.



Nylon, Copper & Aluminium Pipe

Whilst we recommend the use of John Guest Rigid Nylon Pipe, John Guest Fittings can also be used with copper or aluminium pipe.



UNIQUE FEATURES

STEM ELBOW

Designed to simplify pipe connections in restricted spaces, the Stem Elbow gives an instant swivel fitting so a pipe can be orientated in any direction.



Can be used with an elbow to make 'U' turn connection.

Please note a collet cover cannot be used on a Speedfit end assembled with the stem of a 22mm Stem Elbow.

Can be used with a Tee.

WATER TRAP TEE

The new Water Trap Tee from John Guest solves the on-going problem of moisture in a compressed air system and provides the easy alternative to the need to install "Swan Necks".



The ingenious inside arrangement of the fitting allows air to flow, with minimum head loss, from the main to take-off point without allowing water to follow. The moisture is retained in the line to be drawn off at some suitable location.

Installation

It is of vital importance for the correct function of the Water Trap Tee that the air distribution system be nearly horizontal and that the outlet port be facing downwards.

WATER TRAP TEE CONVERTOR

The Water Trap Tee Convertor is a simple convenient way of converting a standard John Guest 28mm Tee to a Water Trap Tee.

This will stop condensing water entering the vertical take off spur.

The air supply needs to be installed with the correct fall and water drain points regularly vented.

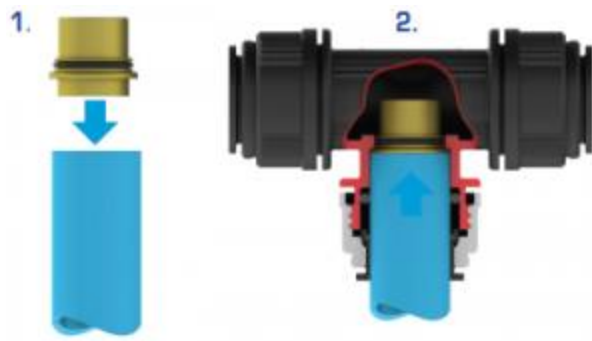
To Assemble

Use either John Guest 28mm Nylon Pipe or 28mm copper pipe. The pipe to be cut square and be free of burrs.

Press the shorter spigot into the pipe. The fit on copper pipe will be loose, this will not affect the function.

Push the pipe and convertor up to the pipe stop of the centre leg of the tee.

Turn the screw cap approx 1/4 turn to lock the pipe in position.



END STOP

The End Stop can be used to provide a permanent connection or a temporary shut off. Because it is easy to disconnect the fitting from the pipe, the End Stop can be put in place to be removed at a later date to allow a system to be extended or modified.



"Male Brass Stem Adaptor." *JohnGuest.com Official Website*. N.p., n.d. Web. 20 Oct. 2016. <<http://www.johnguest.com>>.