

NS212 SERIES CONNECTOR



Specifications ● ● ●

PRESSURE:

Vacuum to 45 psi, 3.1 bar

TEMPERATURE:

32°F to 120°F (0°C to 49°C)

MATERIALS:

Main components: Glass-filled polypropylene

Valve spring: 316 stainless steel

Seal material:

EPDM (FKM/Simriz® FFKM optional)

COLOR: Gray with black accent standard

TUBING SIZES:

1/8" and 1/4" ID, 3.2mm and 6.4mm ID

SPILLAGE: <0.025 cc/disconnect

INCLUSION: 0.009 cc/connect

WARNING: Pressure, temperature, chemicals, and operating environment can affect the performance of couplings. It is the customer's responsibility to test the suitability of CPC's products in their own application conditions.

NS212 Series couplings were built on the company's proven platform of non-spill valves designed to provide fast, safe and leak-free fluid line connections. The NS212 is an easy, twist-to-connect coupling with an integrated locking mechanism and double-sided non-spill shutoff valves. It is also chemically resistant and ideal for a diverse range of applications including printing and ink management, analytical instrumentation, electronic cooling and chemical handling. NS212 couplings provide high-flow fluid transfer in a small footprint.

FEATURES

Efficient, non-spill design

Multiple seal materials

Twist-to-connect locking

Compact design

Ultra low air inclusion

BENEFITS

Disconnect under pressure with no spills

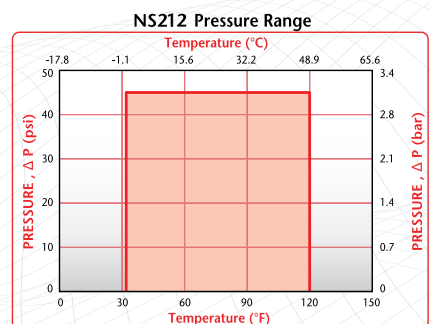
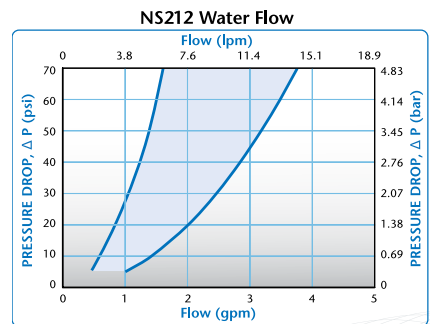
Broad chemical compatibility for diverse applications

Easy, non-spill connections in tight spaces

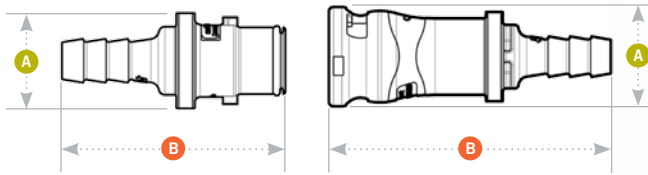
High flow in a small connector

Minimizes contaminants, reduces the need to purge lines

These graphs are intended to give you a general idea of the performance capabilities of each product line. The shaded area of each graph represents the operating range of the product family, i.e., upper and lower values are shown. Therefore, depending on the exact coupling configurations selected, you can reasonably expect values to fall within the shaded area.



NS212 DIMENSIONS



A = Height/Diameter **B** = Total Length

Panel Dimensions

	PANEL OPENING	PANEL THICKNESS MAX.-MIN.
COUPLING BODIES	see drawing	.30-.05



Coupling Bodies • POLYPROPYLENE



TERMINATION	TUBING	METRIC EQ.	SHUTOFF	A	B
IN-LINE PIPE THREAD	1/8" NPT		NS2D100212	.71	1.74
IN-LINE FERRULELESS POLYTUBE FITTING, PTF†	1/4" OD, .17 ID	6.4mm OD, 4.3mm ID	NS2D130412	.71	1.87
IN-LINE HOSE BARB	1/8" ID 1/4" ID	3.2mm ID 6.4mm ID	NS2D170212 NS2D170412	.71 .71	1.87 2.05
PANEL MOUNT FERRULELESS POLYTUBE FITTING, PTF†	1/4" OD, .17 ID	6.4mm OD, 4.3mm ID	NS2D120412	.88	1.87
PANEL MOUNT HOSE BARB	1/8" ID 1/4" ID	3.2mm ID 6.4mm ID	NS2D160212 NS2D160412	.88 .88	1.79 2.05

Coupling Inserts • POLYPROPYLENE



TERMINATION	TUBING SIZE	METRIC EQ.	SHUTOFF	A	B
IN-LINE PIPE THREAD	1/8" NPT		NS2D240212	.64	1.27
IN-LINE FERRULELESS POLYTUBE FITTING, PTF†	1/4" OD, .17 ID	6.4mm OD, 4.3mm ID	NS2D200412	.64	1.39
IN-LINE HOSE BARB	1/8" ID 1/4" ID	3.2mm ID 6.4mm ID	NS2D220212 NS2D220412	.64 .64	1.32 1.52

Accessories

DESCRIPTION	MATERIAL	PART NO.
PANEL MOUNT GASKET REPLACEMENT: For sealing panel mount bodies listed above	Buna-N	1830300

The NS212 does not mate with NS2. Contact CPC for additional compatibility information.

All measurements are in inches (millimeters) unless otherwise noted. Tubing must meet stated inside and outside diameters. PTF fittings are designed for semi-rigid tubing, i.e., polyethylene, nylon, polyurethane, etc. †NOTE: CPC's Ferruleless PTF (polytube fitting) terminations do not require ferrules to achieve a secure connection and are therefore easier to use and reuse.