

MALE LUER:

Slip

MTLS210 (-1 -6005)

Male Luer Slip to 200 Series Barb, 1/16" (1.6 mm) ID Tubing

**MSL004 (-1 -9 -9002)**

Male Luer Slip to 500 Series Barb, 1/16" (1.6 mm) ID Tubing

**MTLS220 (-1 -5 -6005 -6012 -9)**

Male Luer Slip to 200 Series Barb, 3/32" (2.4 mm) ID Tubing

**MSL007 (-9)**

Male Luer Slip to 500 Series Barb, 3/32" (2.4 mm) ID Tubing

**MTLS230 (-1 -3 -5 -6005 -9002 -J2A)**

Male Luer Slip to 200 Series Barb, 1/8" (3.2 mm) ID Tubing

**MSL013 (-9)**

Male Luer Slip to 500 Series Barb, 1/8" (3.2 mm) ID Tubing

**MTLS240 (-1 -81 -J2A)**

Male Luer Slip to 200 Series Barb, 5/32" (4.0 mm) ID Tubing

**MSL035 (-9002)**

Male Luer Slip to 500 Series Barb, 3/16" (4.8 mm) ID Tubing

**FEMALE LUER:**

Thread Style

FTLL210 (-1 -3 -5 -6005 -9 -9002 -J2A)

Female Luer Thread Style to 200 Series Barb, 1/16" (1.6 mm) ID Tubing

**FTLL410 (-1 -6005)**

Female Luer Thread Style to 400 Series Barb, 1/16" (1.6 mm) ID Tubing

**FTLL004 (-1 -6005 -9)**

Female Luer Thread Style to 500 Series Barb, 1/16" (1.6 mm) ID Tubing

**FTLL220 (-1 -3 -5 -6005 -9 -J2A)**

Female Luer Thread Style to 200 Series Barb, 3/32" (2.4 mm) ID Tubing

**FTLL420 (-1 -9 -J2A)**

Female Luer Thread Style to 400 Series Barb, 3/32" (2.4 mm) ID Tubing

**FTLL007 (-2 -4 -06 -6005 -9)**

Female Luer Thread Style to 500 Series Barb, 3/32" (2.4 mm) ID Tubing

**FTLL230 (-1 -2 -3 -6005 -9 -9002 -J2A -CM550)**

Female Luer Thread Style to 200 Series Barb, 1/8" (3.2 mm) ID Tubing

**FTLL430 (-6005 -9002 -J2A)**

Female Luer Thread Style to 400 Series Barb, 1/8" (3.2 mm) ID Tubing

**FTLL013 (-1 -2 -3 -4 -5 -6005 -9002)**

Female Luer Thread Style to 500 Series Barb, 1/8" (3.2 mm) ID Tubing




FEMALE LUER:

Thread Style

LUER
FITTINGS**FTLL240 (-1 -3 -5 -6005 -9 -9002)**

Female Luer Thread Style to 200 Series Barb, 5/32" (4.0 mm) ID Tubing

**FTLL025 (-1 -2 -4 -6005 -07 -9)**


Female Luer Thread Style to 500 Series Barb, 5/32" (4.0 mm) ID Tubing

**FTLL445 (-6005 -J2A)**

Female Luer Thread Style to 400 Series Barb, .170" (4.3 mm) ID Tubing

**FTLL250 (-1 -3 -6005 -9 -J2A)**

Female Luer Thread Style to 200 Series Barb, 3/16" (4.8 mm) ID Tubing

**FTLL450 (-6005 -9)**

Female Luer Thread Style to 400 Series Barb, 3/16" (4.8 mm) ID Tubing

**FTLL035 (-1 -06 -6005 -9)**

Female Luer Thread Style to 500 Series Barb, 3/16" (4.8 mm) ID Tubing

**FTLL360 (-1 -5 -6005 -9 -9002 -J2A)**

Female Luer Thread Style to 300 Series Barb, 1/4" (6.4 mm) ID Tubing

**FTLL055 (-1 -3 -4 -6005 -07 -9 -9002)**


Female Luer Thread Style to 500 Series Barb, 1/4" (6.4 mm) ID Tubing

**FEMALE LUER:**

Smooth Bore Thread Style

FTLLSB004 (-6005)


Female Luer Thread Style Smooth Bore to 500 Series Barb, 1/16" (1.6 mm) ID Tubing

**FTLLSB007 (-4)**

Female Luer Thread Style Smooth Bore to 500 Series Barb, 3/32" (2.4 mm) ID Tubing

**FTLLSB013 (-6005 -9)**

Female Luer Thread Style Smooth Bore to 500 Series Barb, 1/8" (3.2 mm) ID Tubing

**Why Choose a Smooth Bore?**

Our Smooth Bore Luers have a smooth inner transition providing for easy insertion of guide wires, probes and other devices.

FEMALE LUER:

Lug Style

FTL10 (-1 -6005 -9)

Female Luer Lug Style to Classic Series Barb, 1/16" (1.6 mm) ID Tubing

**FTL210 (-1 -6005 -9)**

Female Luer Lug Style to 200 Series Barb, 1/16" (1.6 mm) ID Tubing

**FTL20 (-1 -07 -81)**

Female Luer Lug Style to Classic Series Barb, 3/32" (2.4 mm) ID Tubing

**FTL220 (-1 -3 -5 -6005 -J2A)**

Female Luer Lug Style to 200 Series Barb, 3/32" (2.4 mm) ID Tubing

**FTL30 (-6005 -9)**

Female Luer Lug Style to Classic Series Barb, 1/8" (3.2 mm) ID Tubing

