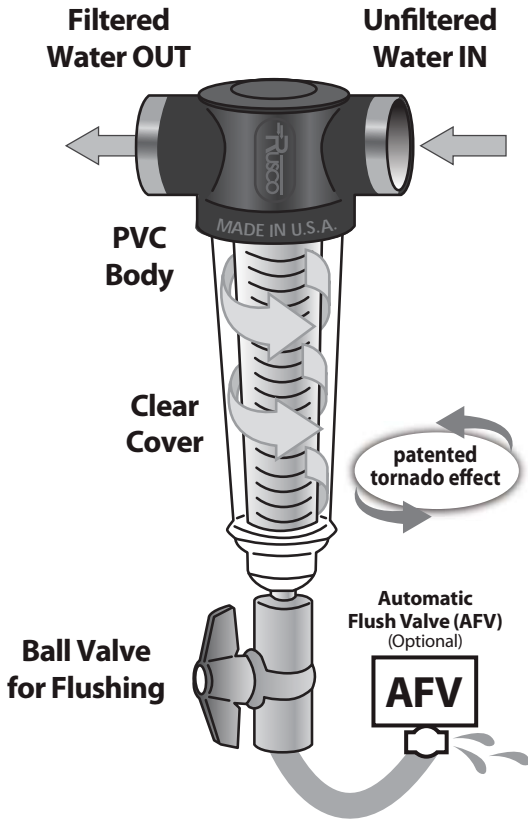




HOT WATER Spin-Down Filters and Sediment Trappers



FEATURES:

- Centrifuge Spin Down™-type sediment separation – the best on the market
- Flush valve allows quick one-step purge cleaning, makes maintenance and cleaning easy
- Clear cover shows sediment collected by the screened element
- Thermoplastic construction has high chemical resistance
- Flow rates 1-100 gpm – whatever your need or application, we have you covered
- Durable, reusable filter elements are screened with stainless steel – available in five mesh sizes
- No tools required as all filter parts are “hand tightened only” (using tools voids warranty)

APPLICATIONS:

- Outdoor furnaces (wood, coal or corn)
- Cooling towers
- Domestic or commercial hot water heaters
- Heat exchangers
- Hydronic radiant floor heating systems
- Industrial (machine coolant and cutting fluids)
- Spas, jacuzzis and hot tubs
- Any hot water application

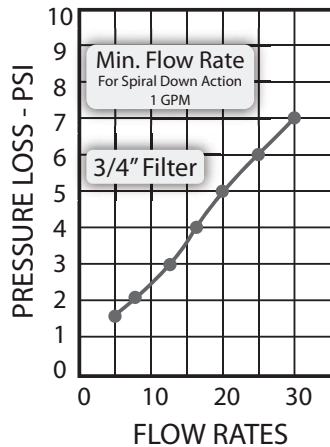
INCLUDES:

- Filter with cartridge
- Flush Valve
- Teflon tape

MATERIALS:

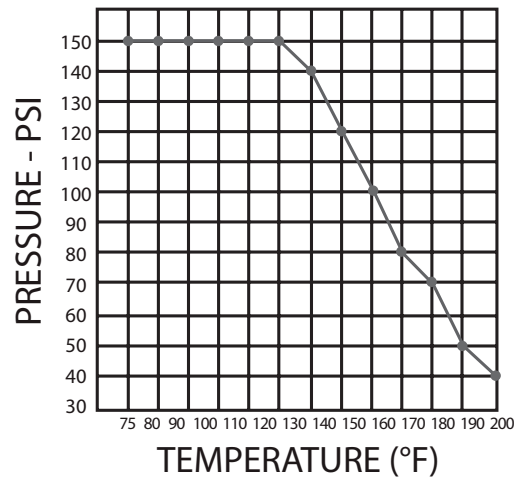
- Body:** Glass filled polypropylene with 304 stainless steel supporting ring
- Cover:** Chemical and heat resistant HP polymer
- Screen:** Glass-filled polypropylene with 304 stainless steel screen
- Valve:** CPVC
- O-Rings:** EPDM

PRESSURE LOSS/FLOW



3/4" FNPT inlet and outlet
1/2" MNPT drain port
Min. flow rate 1 GPM
Max. flow rate 25 GPM

TEMPERATURE/PRESSURE



Maximum Temp 200°F (93°C) @ 40 PSI
 Maximum Pressure 150 PSI @ 73°F (23°C)

MESH	MICRON	OPENING
30	533	.021"
60	254	.010"
100	152	.006"
140	104	.004"
200	74	.0029"

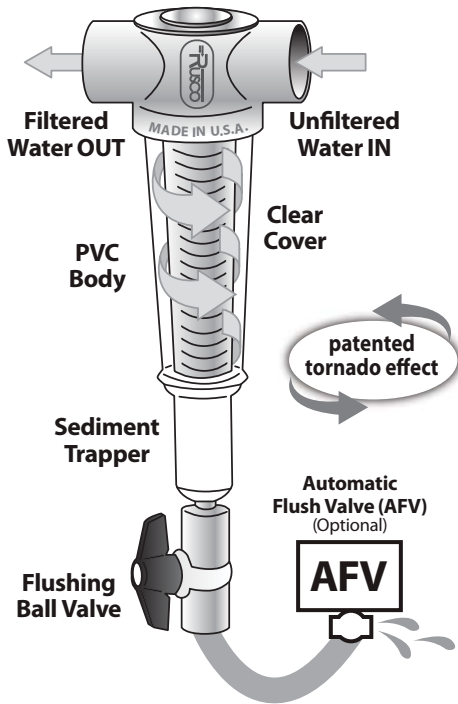


MADE IN U.S.A.

*This American Made Product
 Complies with California
 Lead Plumbing Law*



COLD WATER Spin-Down Filters and Sediment Trappers



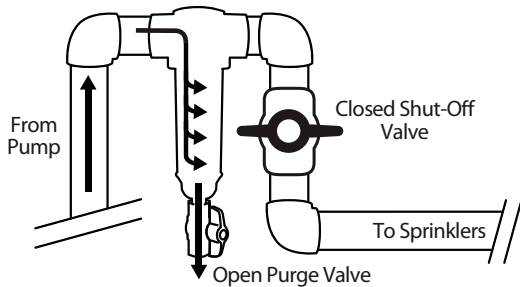
FEATURES:

- Self-backflushing when installed before a pressure tank. Always install filter **after** pressure switch.
- Clear cover allows quick view of collected sediment.
- Molded PVC filter body allows glue-together installation similar to standard PVC pipe fittings.
- 1/2" flush valve allows for quick cleaning. Simply twist it to clean.
- Polyester or stainless steel screen mesh is easily cleaned and reusable. No expensive element replacement.
- Molded from UV stabilized weather resistant materials for long service life.
- Maximum operating pressure 150 PSI at 73°F (23°C).
- High flow rates, from 1 to 100 GPM.

APPLICATIONS:

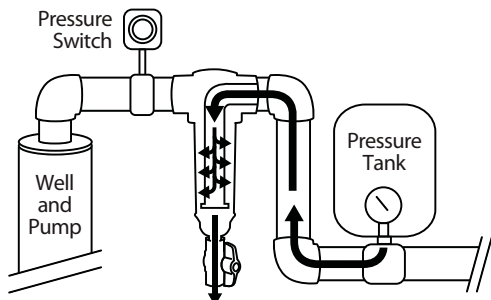
- Irrigation systems: sprinkler gear drives, spray nozzles, drip emitters, and solenoid valves
- Domestic or commercial well water: faucet aerators, toilet valves, dishwashers, clothes washers, water softeners, ice makers, and HVAC heat pumps
- Industrial: machinery cooling systems, process water prefiltration, distribution solenoid valves, and cooling towers
- Poultry and livestock: cooling system fogger nozzles, drinking nipples, wash-down water valves, and medication distribution systems

Pressurized Purge



In an installation without a pressure switch or pressure tank, you can still focus all pump pressure to purging. (1) Open the purge valve, (2) Close the shut-off valve, and (3) Turn on the pump for 10-30 seconds to purge collected sediment from filter, (4) Turn off pump, (5) Open the shut-off valve, (6) Close purge valve. **Never run the pump with all valves closed.**

Backflushing



Install your Spin-Down™ Filter before your pressure tank to enable clean water backflushing. Open the purge valve, and water from the pressure tank will purge the filter from the inside out. **Always install filter AFTER the pressure switch.**

Inlet / Outlet

Select filter size based on flow rate and pipe size.

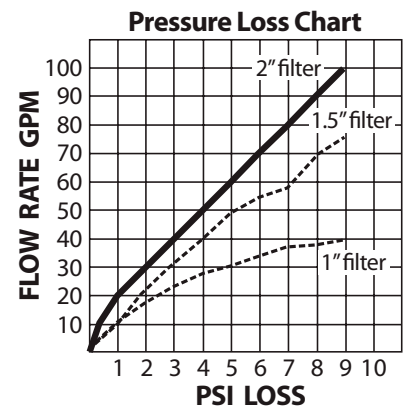
Spin-Down™ Separation is best at high flow rates.

Inlet / Outlet	Flow Rate
1"	1 - 25 GPM
1.5"	10 - 50 GPM
2"	18 - 100 GPM

INCLUDES:

- Filter with cartridge
- Flush Valve
- Teflon tape

Pressure loss is lower at lower flow rates.



Filter Screen Mesh

Select filter screen mesh based on type of sediment and end use of water.

Sediment in Water	To Protect	Use: (Mesh, Micron, Inch)
Coarse Sand, Shell	Sprinkler Heads	24 mesh, 711 micron, .028"
Medium Sand, Grit, Pipe Scale, Well Cuttings	Solenoid Valves Gear Drive Sprinkler Domestic Water	60 mesh, 254 micron, .010" 60 mesh, 254 micron, .010" 100 mesh, 152, micron, .06
Fine Sand/Silt	Poultry Drinkers Household Well Water Drip Irrigation Fogger Sprayer	140 mesh, 104 micron, .004" 140 mesh, 104 micron, .004" 140 mesh, 104 micron, .004" 140 mesh, 104 micron, .004"