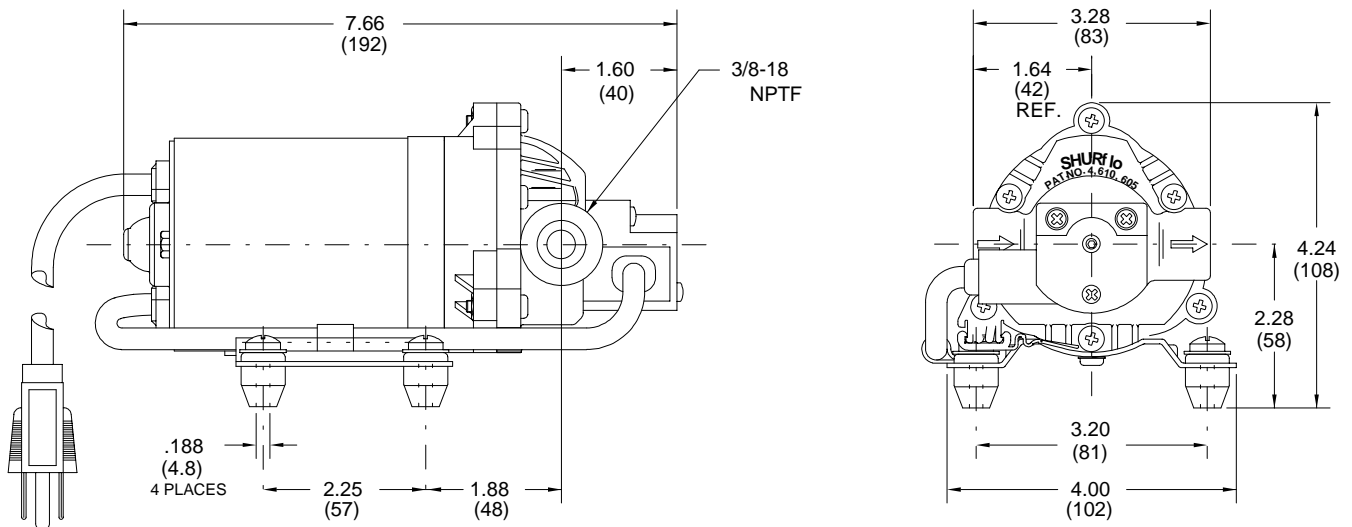


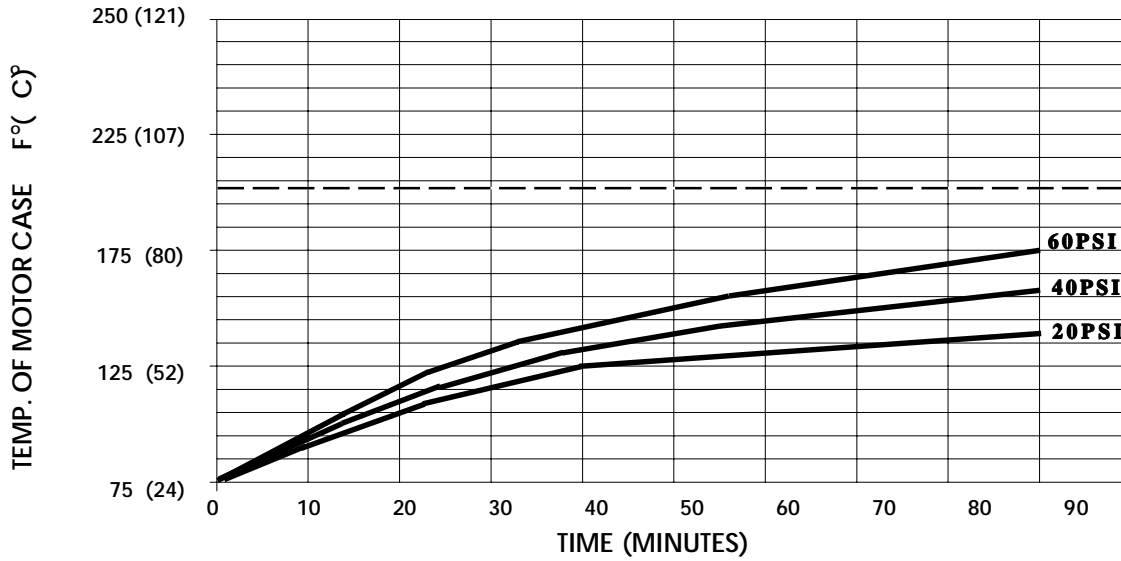
SPECIFICATIONS:

- MODEL NUMBER:** 8025-213-236
PUMP DESIGN: Positive Displacement 3 Chamber Diaphragm Pump
CHECK VALVE: (2-Way Op.) Prevents Reverse Flow & 6 Ft. Head Forward Flow
CAM: 3.0 Degree
MOTOR: Permanent Magnet, P/N 11-194-01, Thermally Protected
VOLTAGE: 115 VAC Nominal
PRESSURE SWITCH: Adjustable Shut-Off (Range 40-60 PSI)
 Factory Set @ 60 PSI, Turn On 45 PSI \pm 5 PSI
LIQUID TEMPERATURE: 170 Degrees Fahrenheit (77 Degrees Centigrade) Max.
PRIME: Self-Priming Up To 9.0 Ft. Vertical,
 Max. Inlet Pressure 30 PSI (2.1 Bar)
PORTS: 3/8"-18 NPT Female
MATERIAL OF CONSTRUCTION:
PLASTICS- Polypropylene
VALVES- EPDM
DIAPHRAGM- Santoprene
FASTENERS- Zinc Plated Steel
NET WEIGHT: 4.34 Lbs (1.97 Kg)
DUTY CYCLE: Intermittent (See Temperature Rise Chart)
APPROVALS: NSF/UL/CSA Listed
TYPICAL APPLICATIONS: Water Delivery

DIMENSIONS:



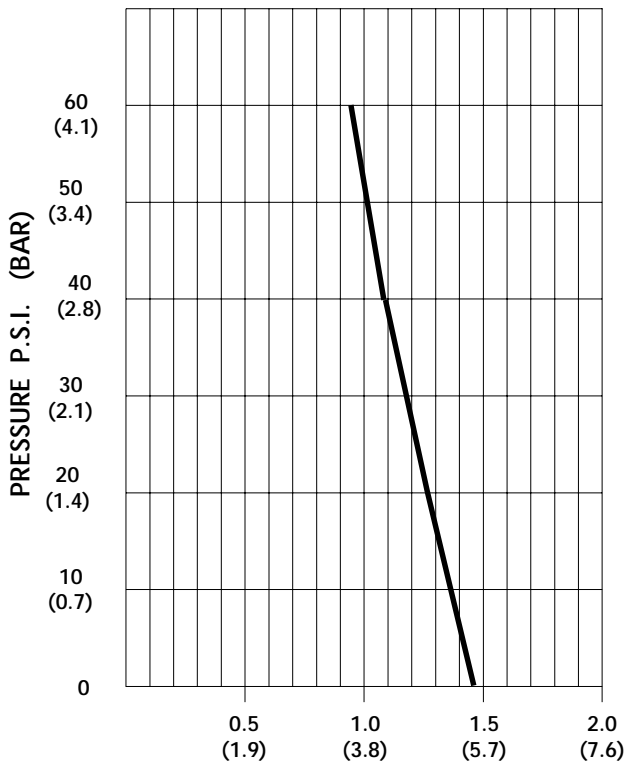
TEMPERATURE RISE



THIS GRAPH IS FOR USE AS A DESIGN GUIDE. IT IS BASED ON RUNNING CONTINUOUSLY WITH AN AMBIENT TEMPERATURE OF 75°F IN STILL AIR. THE THERMAL BREAKER WILL OPEN WHEN THE CASE TEMPERATURE REACHES 203°F.

[----- TRIP POINT OF THERMAL PROTECTOR]

TYPICAL PERFORMANCE



PRESSURE (PSI)	FLOW (GPM/LIT)	RPM MIN/MAX	CURRENT (AMPS)	VOLTAGE (VOLTS)
OPEN	1.45/5.5	1950/1975	0.31	115VAC
10	1.37/5.2	1845/1895	0.35	"
20	1.26/4.8	1740/1785	0.40	"
30	1.17/4.4	1645/1680	0.44	"
40	1.08/4.1	1550/1585	0.49	"
50	0.96/3.6	1485/1505	0.54	"
60	0.92/3.5	1430/1445	0.57	"

-SPECIFICATIONS SUBJECT TO CHANGE WITHOUT NOTICE.

-ALL DATA BASED ON TESTING WITH WATER AT AMBIENT TEMPERATURE.