



RELIABILITY BUILT IN™

Cerama and Eterna Cartridges

**T&S Brings You
the Best of Both Worlds**



Cerama



Eterna

If Your World Is Ceramic, Choose T&S Cerama

The Commercial Grade Ceramic Cartridge Built to Last a Lifetime

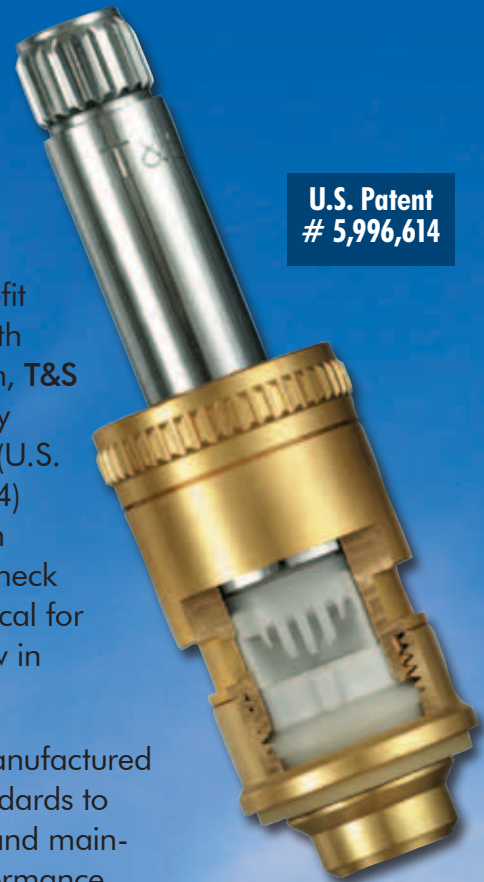
T&S offers the first truly commercial ceramic cartridge designed for heavy use in both foodservice and plumbing applications and backed by a lifetime guarantee. **Cerama** represents the latest in ceramic disc technology and is made from the finest materials. Precision-polished to form a perfect fit, the discs create a watertight seal that will not leak.

Only the **T&S Cerama** offers the benefits of true commercial construction. **Cerama** has a solid brass spindle and body, which provides rugged durability. **Cerama's** sturdy spline gives a solid permanent lock and provides superior torque resistance. **Cerama** can withstand temperatures up to 195° F, plus integrated cartridge baffles at the outlets reduce water hammer and provide quiet operation.

As an added benefit for applications with valves downstream, **T&S Cerama** is the only ceramic cartridge (U.S. Patent # 5,996,614) that comes with an optional integral check valve, which is critical for stopping cross flow in applications.

T&S Cerama – manufactured to the highest standards to bring you quality and maintenance-free performance backed by a lifetime guarantee.

U.S. Patent
5,996,614



T&S Offers You A World of Choices

Cerama retrofits **Eterna** – your assurance of total quality and reliability no matter which “world” you choose. Plus, both **Eterna** and **Cerama** are offered with or without integral spring checks, which prevent cross flow, making either a solid choice for foodservice and plumbing applications.

Compression cartridges traditionally provide better flow rate than ceramic discs. Although **T&S Cerama** offers excellent flow rate, **Eterna** may be preferable if flow rate is critical to your operation.

Knowledge of local conditions is essential for making wise product choices. If local water is sandy or abrasive, **Eterna** will provide better performance and durability. However, if local



If Your World Is Compression, Choose T&S Eterna

The Compression Cartridge That Specifiers and End-Users
Have Relied on For Over 50 Years

T&S Eterna cartridges "rule" the compression world. Tried and true, the Eterna cartridge has impressed specifiers and end-users alike with its rugged quality, flexibility, common sense design and superior value. Eterna is a proven compression cartridge backed by

experience and the excellent T&S standard warranty. Its solid brass body is the mark of a true commercial grade product.



To Meet Your Application Needs

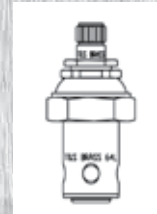
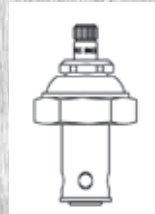
water is high in chemicals that may attack gaskets and rubber, Cerama's corrosion resistant cartridge may be the better choice.

As always, T&S leads the way by designing and manufacturing a wide variety of innovative, commercial grade, quality products to meet any foodservice or plumbing application need.

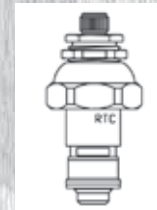
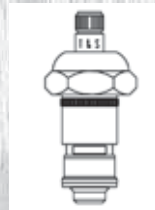

Known for exceptional service, T&S provides the best of both worlds – Cerama and Eterna – at the same price. Plus, T&S products are always in stock and available next day through the T&S exclusive 24-hour Quick Ship program.

	At 60 psi	At 60 psi (with spring checks)
T&S Eterna	8 gpm per side	6 gpm per side
T&S Cerama	6 gpm per side	5 gpm per side

T&S lets you choose high-quality ceramic and compression products that best suit your application.



		No Bonnet	Eterna Bonnet		Escutcheon Bonnet	
			No Handle	Lever Handle	No Handle	Lever Handle
Standard	Hot	N/A	005960-40	002714-40	006478-40	006480-45
	Cold	N/A	005959-40	002713-40	006477-40	006479-40
With Integral Spring Checks	Hot	N/A	012443-40	002712-40	N/A	N/A
	Cold	N/A	012442-40	002711-40	N/A	N/A



		No Bonnet	Cerama Bonnet		Escutcheon Bonnet	
			No Handle	Lever Handle	No Handle	Lever Handle
Standard	Hot	011276-45	011278-25	012444-25	011616-25	011618-25
	Cold	011277-45	011279-25	012445-25	011617-25	011619-25
With Integral Spring Checks	Hot	011311-25	012394-25	012446-25	N/A	N/A
	Cold	011312-25	012395-25	012447-25	N/A	N/A

Cartridge Markings

"Eterna bonnet" means with packing nut. "Escutcheon bonnet" means with packing and escutcheon nuts. "Cerama bonnet" means no packing or escutcheon nut. If you are retrofitting an existing Eterna cartridge, you may choose the Cerama with no bonnet and use the existing Eterna bonnet already on the faucet.

Hot ceramic cartridges will be marked RTC (Right-To-Close). Cold ceramic cartridges will be marked LTC (Left-To-Close).

Ordering

To order any T&S Eterna faucet model with Cerama instead, simply add "modified with Cerama" after the model number. If the Eterna model or application requires cross-flow prevention, add "modified with Cerama with check valve" after the model number.



RELIABILITY BUILT IN™

2 Saddleback Cove • P.O. Box 1088 • Travelers Rest, SC 29690
864-834-4102 • Fax 864-834-3518
www.tsbrass.com



800-012476-45