




## Installing Neo-Pure SQC compatible membrane flow restrictor

The Neo-Pure SQC compatible membrane ships with a plug installed in the concentrate outlet located at the bottom of the housing. Simply remove this plug by holding the collet down with your thumb while pulling the plug out.



The Neo-Pure SQC compatible membrane also ships with a red piece of 1/4" tubing that has a flow restrictor in the end. Insert this end into the concentrate outlet fitting making sure to push it in all the way. It should insert into the fitting close to 3/4". If not inserted all of the way it will leak when the system is pressurized.



Typically installing the membrane with the flow restrictor tube facing the wall on which the system is mounted is fine just make sure the tubing doesn't kink. Depending on the way the system is installed, inserting the membrane so the flow restrictor tubing is pointing out into the cabinet may work better.