

RESINTECH CGS is a sodium form standard crosslinked gel strong acid cation resin. **CGS** is optimized for residential applications that require good regeneration efficiency and high capacity. **RESINTECH CGS** is intended for use in all residential and commercial softening applications that do not have significant amounts of chlorine in the feedwater. **CGS** is supplied in the sodium form.



C US
**NSF/ANSI 44/61 CERTIFIED FOR
MATERIAL SAFETY**

FEATURES & BENEFITS

- **RESIDENTIAL SOFTENING APPLICATIONS**

Resin parameters are optimized for residential softeners

- **LOW COLOR THROW**

- **SUPERIOR PHYSICAL STABILITY**

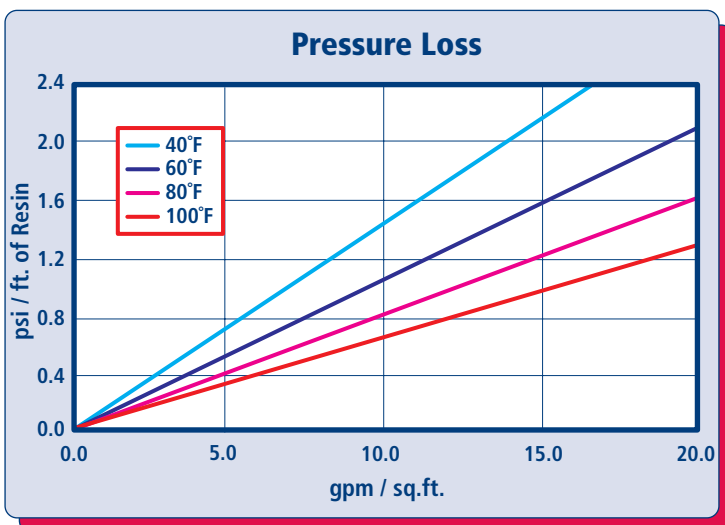
93% plus sphericity and high crush strengths together with carefully controlled particle distribution provides long life and low pressure drop

- **COMPLIES WITH US FDA REGULATIONS**

Conforms to paragraph 21CFR173.25 of the Food Additives Regulations of the US FDA

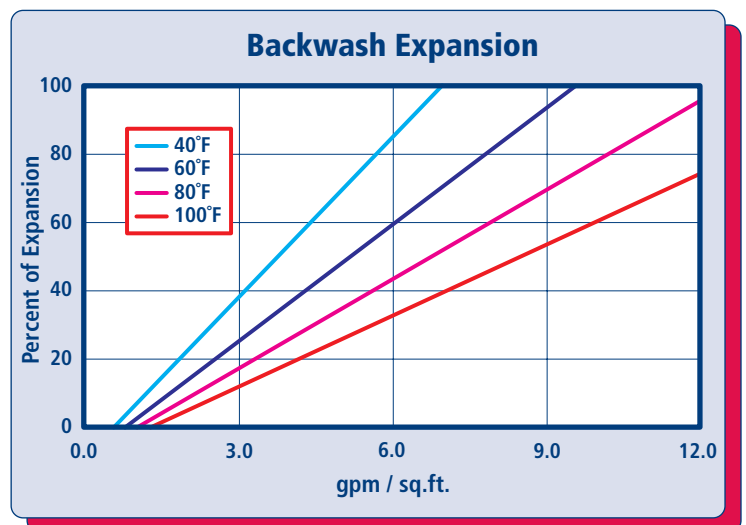
NSF/ANSI-61 compliance requires conditioning with a minimum 20 bed volume rinse prior to first use.

HYDRAULIC PROPERTIES



PRESSURE LOSS

The graph above shows the expected pressure loss of *ResinTech CGS* per foot of bed depth as a function of flow rate at various temperatures.



BACKWASH

The graph above shows the expansion characteristics of *ResinTech CGS* as a function of flow rate at various temperatures.

PHYSICAL PROPERTIES

Polymer Structure	Styrene/DVB
Polymer Type	Gel
Functional Group	Sulfonic Acid
Physical Form	Spherical beads
Ionic Form as shipped	Sodium
Total Capacity Sodium form	>1.8 meq/mL
Water Retention Sodium form	40 to 52 percent
Approximate Shipping Weight Sodium form	50 lbs./cu.ft.
Screen Size Distribution (U.S. mesh)	16 to 50
Maximum Fines Content (<50 mesh)	1 percent
Minimum Sphericity	90 percent
Uniformity Coefficient	1.6 approx.
Resin Color	Amber

Note: Physical properties can be certified on a per lot basis, available upon request

SUGGESTED OPERATING CONDITIONS

Maximum continuous temperature Sodium form	250°F
Minimum bed depth	24 inches
Backwash expansion	25 to 50 percent
Maximum pressure loss	25 psi
Operating pH range	0 to 14 SU
Regenerant Concentration Salt cycle	10 to 15 percent NaCl
Regenerant level	4 to 15 lbs./cu.ft.
Regenerant flow rate.	0.5 to 1.5 gpm/cu.ft.
Regenerant contact time	>20 minutes
Displacement flow rate	Same as dilution water
Displacement volume	10 to 15 gallons/cu.ft.
Rinse flow rate	Same as service flow
Rinse volume	35 to 60 gallons/cu.ft.
Service flow rate	1 to 10 gpm/cu.ft.

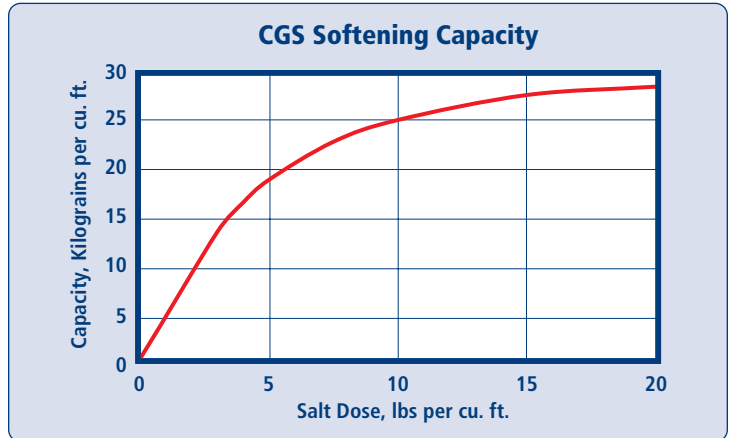
Note: These guidelines describe average low risk operating conditions. They are not intended to be absolute minimums or maximums.

For operation outside these guidelines, contact ResinTech Technical Support

APPLICATIONS

SOFTENING

RESINTECH CGS is a standard crosslinked cation resin optimized for residential and commercial applications. This type of resin is easier to regenerate than the higher crosslinked resins. CGS has marginal resistance to chlorine and other oxidants and is not ideal for high temperature and other high stress applications.



Capacity and leakage data are based on the following: 2:1 Ca:Mg ratio, 500 ppm TDS as CaCO₃, 0.2% hardness in the salt and 10% brine concentration applied co-currently through the resin over 30 minutes. No engineering downgrade has been applied.

