



BARRIER-FREE BI-LEVEL MODULAR

M8SCEE, M8SCPM

Models

M8SCEE produces a light beam that is reflected off the user to automatically start water flowing. If user does not move away within 30 seconds, water shuts off automatically.

M8SCPM operates when the mechanical push button is depressed. Water continues to flow as long as the button is depressed.

When accessory apron is used on the upper unit, this cooler will comply with ADA guidelines when properly installed. Apron not required when installed in an alcove or if a wing wall is installed on the right side.

Standard Features

- > Waterways are Lead-Free in Materials & Construction
- > Stainless Steel Surfaces
- > Heavy-gauge galvanized steel wall mounting frame
- > High efficiency cooling tank and coil
- > Refrigerant R-134a
- > Limited 5-Year Warranty

Finishes

- > Standard Finish: Stainless Steel
- > Optional Finish at extra cost: Regency Bronze

Installation

- > Prior to roughing-in, consult local, state and federal codes for proper mounting height.
- > Wall mounting frame is furnished for easy installation.

Accessories

- > Stainless steel apron for upper unit (032067-001)
- > Regency bronze apron for upper unit (032067-002)



M8SCPM shown.

Limited 5-Year Warranty (Continental limits of the United States and Canada): Five years on the sealed refrigeration system and most component parts. Detailed warranty certificate enclosed with each water cooler; sample available upon request.

Export Warranty: One year on sealed refrigeration system and most components parts. Detailed warranty certificate enclosed with each drinking fountain; sample copy available upon request.

Product Certified to NSF/ANSI Standard 61, Annex G (weighted average lead content of <=0.25%) and is in compliance with California's Health & Safety Code Section 116875 (commonly known as AB1953).

Drinking water coolers shall comply with ANSI A117.1-1992 and ADA frontal approach requirements. Cooling unit RLF8 for Model M8SCEE and M8SCPM complies with all known Plumbing Codes. Listed by Underwriters' Laboratories to U.S. and Canadian standards.

Components in this fountain are lead free as defined by the Safe Drinking Water Act Amendments of 1986, and the Lead Contamination Control Act of 1988.



Model	50° F Drinking Water 90° F Ambient Air Temp*			Hot 'N Cold™ Model	115 Volts, 60 HZ			Glass Filler Acc. Option	Cabinet Color Finish	Net Wt. Approx.
	Cooling Capacity GPH	Base Rate GPH	Pre-Cooler		Compr. HP	Full Load Amps	Rated Watts			
M8SCEE	8.0	8.0	No	No	1/5	4.5	380	No	Yes	154 Lbs.
M8SCPM	8.0	8.0	No	No	1/5	4.3	380	No	Yes	154 Lbs.

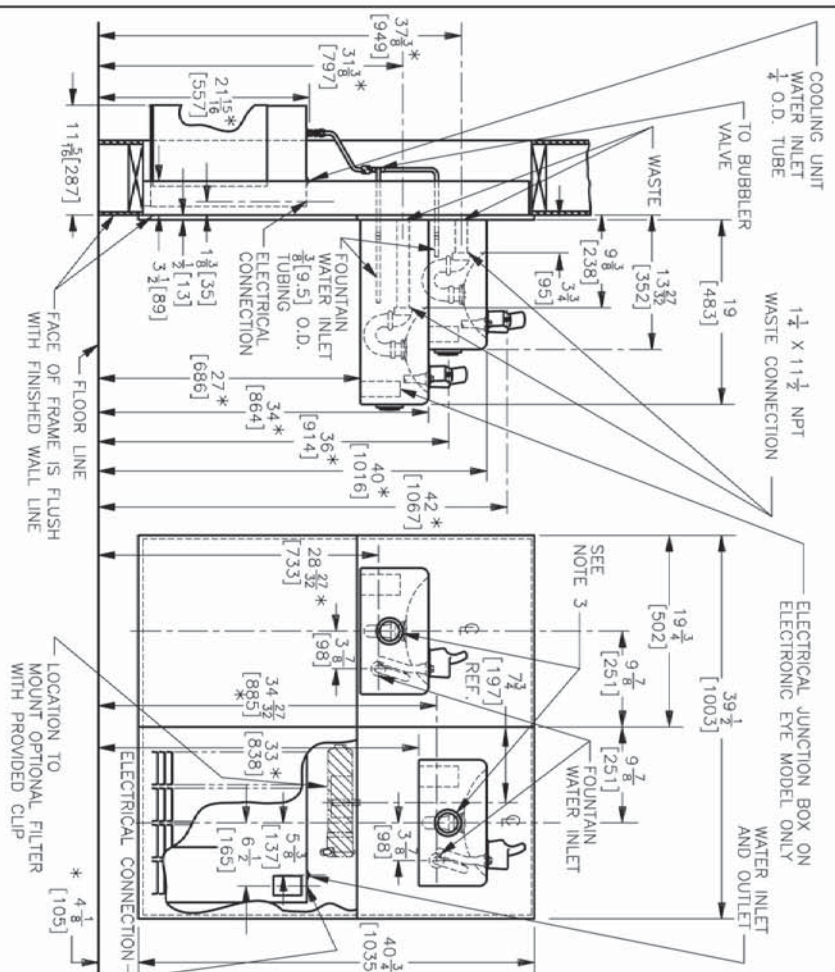
*Industry Standard Rating Condition 80° F inlet water temperature.

Specifications subject to change without notice

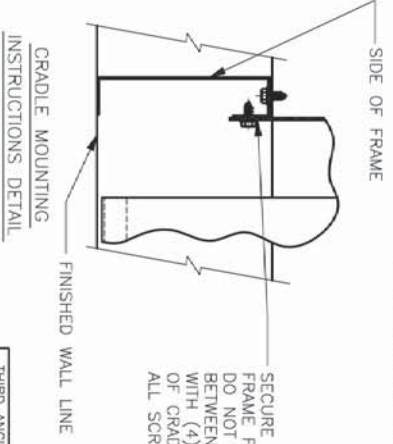
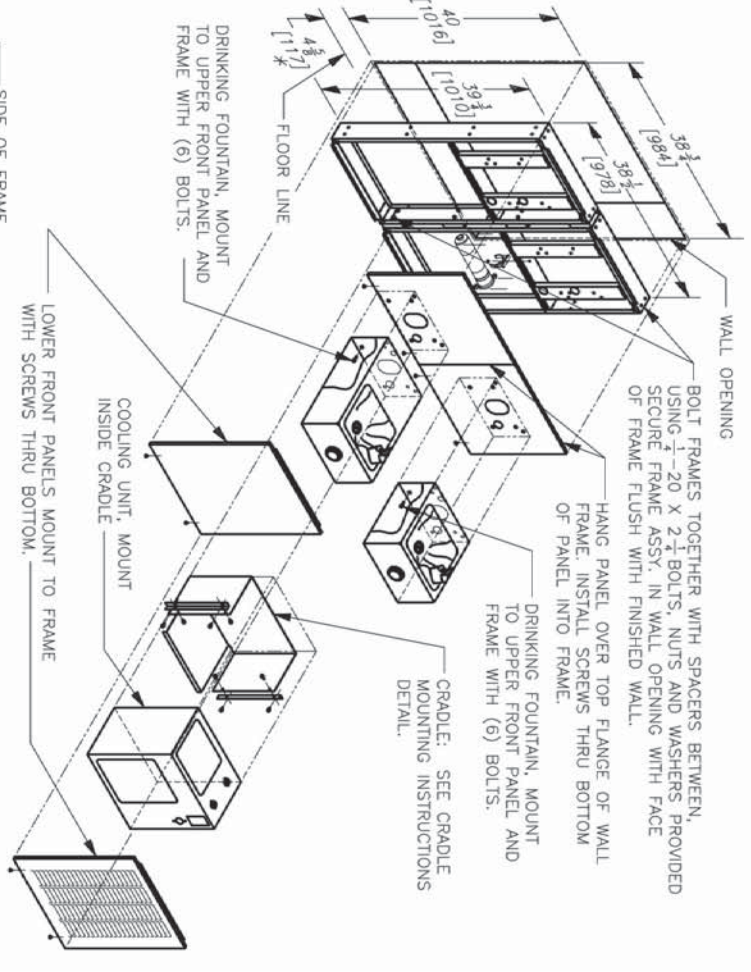
OASIS™ BARRIER-FREE BILEVEL MODULAR WATER COOLER MODELS M8SCFE, M8SCPM

ROUGHING-IN AND DIMENSIONAL DRAWING

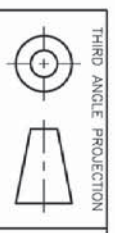
WALL OPENING & ASSEMBLY



- NOTES:**
1. RECOMMENDED ADULT HEIGHT INSTALLATION SHOWN. ADJUST VERTICAL DIMENSIONS AS REQUIRED TO COMPLY WITH FEDERAL, STATE AND LOCAL CODES.
 2. STOP VALVE NOT PROVIDED WITH UNIT.
 3. 2" [51] DIA. PUSHBUTTON OR TWO 1" [25] DIA. ELECTRONIC EYES. PUSHBUTTON SHOWN.
 4. ALL DIMENSIONS ARE IN INCHES. DIMENSIONS IN BRACKETS [] ARE IN MILLIMETERS.



SECURE CRADLE MOUNTING ANGLE TO FRAME FLANGE WITH (4) SCREWS PROVIDED. DO NOT TIGHTEN SCREWS. SLIDE CRADLE BETWEEN ANGLES AND ATTACH TO ANGLES WITH (4) SCREWS PROVIDED. FRONT FLANGE OF CRADLE IS BEHIND FRAME. TIGHTEN ALL SCREWS.



ROUGHING-IN AND DIMENSIONAL DRAWING