


LQ2 SERIES CONNECTOR



The LQ2 Series provides ultra-reliable, dripless connections and disconnections that protect valuable electronics. Designed specifically for liquid cooling applications, the LQ2 offers a high-flow capacity to optimize liquid cooling system performance. LQ2 uses a CPC-designed valve technology that eliminates drips and is able to withstand long-term use.

FEATURES

Color-coded thumb latch

High flow capacity

Redundant multilobed seals

Locking hose barb

BENEFITS

Simple, intuitive one-handed operation with visual difference in cooling lines

Cost-effective fluid handling system

Protection against leakage and ability to withstand extended periods of connection

Quality connection with reinforced tubing used in liquid cooling applications

Specifications

PRESSURE:

Vacuum to 200 psi, 13.8 bar

TEMPERATURE:

0°F to 240°F (-17°C to 115°C)

MAXIMUM FLOW AT DISCONNECT:

1.00 gal/min at 0 – 100 psi

0.25 gal/min at 101 – 200 psi

MATERIALS:

Main Components: Chrome-plated brass

Valves and Thumb latch: Polysulfone

Valve Springs (wetted): Stainless steel

External springs and pin: Stainless steel

Seals: EPDM

COLOR: Chrome with Cool Blue or Warm Red

TUBING SIZES:

¼" ID (6.4mm ID)

LUBRICANTS: Krytox® PFPE

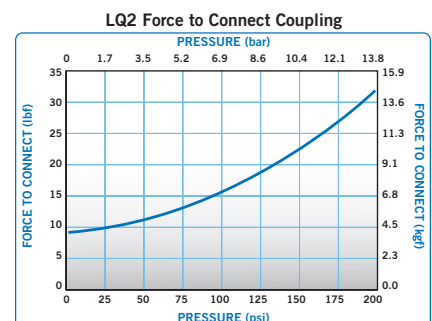
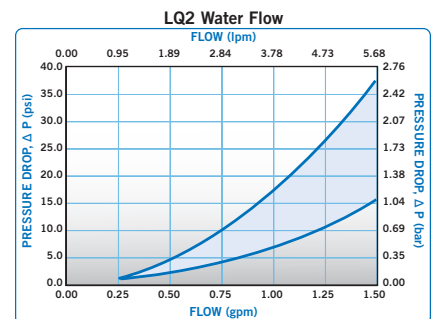
SPILLAGE:

<0.015 cc per disconnect at 0 psi

<0.063 cc per disconnect rated at 200 psi

INCLUSION: <0.063 cc per connect

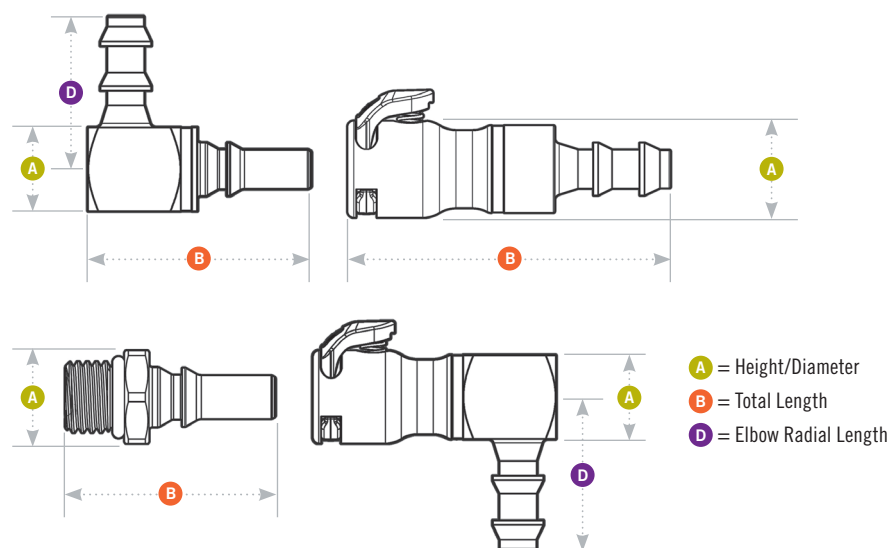
WARNING: Pressure, temperature, chemicals, and operating environment can affect the performance of couplings. It is the customer's responsibility to test the suitability of CPC's products in their own application conditions.



⚠ These graphs are intended to give you a general idea of the performance capabilities of each product line. Contact CPC for flow of a particular coupling combination

Visit us at cpcworldwide.com or call 800-444-2747 to get a free catalog or to find your local distributor.

LQ2 SERIES DIMENSIONS



Coupling Bodies • CHROME-PLATED BRASS



**TERMINATION
IN-LINE LOCKING
HOSE BARB**

**IN-LINE
STRAIGHT THREAD
PORT SAE**

**ELBOW LOCKING
HOSE BARB**

TUBING/THREAD SIZE ¼" ID
METRIC EQ. 6.4mm ID

SHUTOFF
LQ2D1704LRED
LQ2D1704LBLU

A

B

D

0.82

2.09

¼ SAE

LQ2D3004RED
LQ2D3004BLU

0.82

1.72

¼" ID

6.4mm ID

LQ2D3304LRED
LQ2D3304LBLU

1.54

1.64

1.03

Coupling Inserts • CHROME-PLATED BRASS



**TERMINATION
IN-LINE LOCKING
HOSE BARB**

**IN-LINE
STRAIGHT THREAD
PORT SAE**

**ELBOW LOCKING
HOSE BARB**

TUBING/THREAD SIZE ¼" ID
METRIC EQ. 6.4mm ID

SHUTOFF
LQ2D2204LRED
LQ2D2204LBLU

A

B

D

0.562

1.96

¼ SAE

LQ2D4604RED
LQ2D4604BLU

0.625

1.28

¼" ID

6.4mm ID

LQ2D2304LRED
LQ2D2304LBLU

1.313

1.51

1.03

All measurements are in inches (millimeters) unless otherwise noted. Tubing must meet stated inside and outside diameters.



COLDER PRODUCTS COMPANY
U.S.A.

PHONE +1 651-645-0091
FAX +1 651-645-5404
TOLL FREE 800-444-2474

COLDER PRODUCTS COMPANY GMBH
Germany

PHONE +49-6026-9973-0
FAX +49-6026-9973-173

COLDER PRODUCTS COMPANY LIMITED
Hong Kong

PHONE +852-2987-5272
FAX +852-2987-2509

Smart fluid handling to take you forward, faster.

cpcworldwide.com/ContactUs

WARRANTY: All sales are subject to Colder Products Company's limited express warranty set forth in the CPC catalog. Contact your local distributor or CPC Customer Service for warranty provisions.

Warning: Due to the wide variety of possible fluid media and operating conditions, unintended consequences may result from the use of this product, all of which are beyond the control of CPC. It is the user's responsibility to carefully determine and test for compatibility for use with their application. All such risks shall be assumed by the buyer.

COPYRIGHT © 2016 BY COLDER PRODUCTS COMPANY. COLDER PRODUCTS COMPANY, COLDER PRODUCTS AND CPC ARE REGISTERED TRADEMARKS WITH THE US PATENT & TRADEMARK OFFICE.

SPEC1048