



Performance DATA SHEET

ELF HF 5" 0.5M WRAP PHOSPHATE






Product #: 6906411



Description

The Omnipure ELF High Flow Series combines high-capacity performance with superior water quality, engineered to protect public health across residential, light commercial, and food service applications. Featuring Omnipure's advanced carbon block technology, these filters effectively reduce a broad spectrum of contaminants and fine particulates. Designed to fit 3M™** filter heads.

Features & Benefits

-  Proudly made in the USA
-  Integrated scale inhibitor technology protects equipment from damaging mineral buildup and extends operation life
-  Compact filter body
-  Omnipure's proprietary high performance carbon block technology
-  Engineered as a replacement for existing 3M™ High Flow** filters

Product Specifications

Performance	
Service Flow Rate	1.67 gpm (6.32 lpm)
Capacity	5,000 gal. (18,927 L)
Micron Rating	0.5M
Chlorine Reduction	Yes
Taste & Odor Reduction	Yes
Cyst Reduction	Yes
Lead Reduction	No
Microplastics Reduction	Yes
Chloramines Reduction	No
PFOA/PFOS Reduction	No
Nominal Particulate Class 1	Yes
*Scale Reduction	Yes
P231 (bacteria & virus)	No

Warranty Terms



Non-Ion Exchange Filters: One (1) year from installation date OR five (5) years from manufacturing date, whichever is sooner.
Ion Exchange Filters: One (1) year from manufacturing date.

Scan the QR code to view Warranty & Terms of Sale conditions:

This warranty applies only when the product is used within its specified parameters and service life.

Filters should be replaced every twelve (12) months, or sooner if capacity is reached or water flow becomes insufficient.

*For maximum effectiveness filters with scale reduction should be replaced every (6) months.

**3M is a trademark of 3M Company. Omnipure is not affiliated with 3M Company.

Claims based upon manufacturer's internal testing.

Filter & Head



Overall Dimensions
L: 8.40" D: 3.94"



Water Temperature
35 - 100°F (2-38°C)



Operating Pressure
10 - 125 psi (0.7 - 8.6 bar)

Installation & Maintenance Requirements

- ▶ **WARNING:** Do not exceed stated maximum operating temperature and pressure
- ▶ Note flow direction of filter
- ▶ Flush new cartridge for 10 minutes prior to use at recommended service flow rate
- ▶ For quick connect fittings, push scratch free tube end that has been squarely cut into the fitting until it bottoms. Threaded fittings must be wrapped with pipe tape before installation. Install using taped fittings and tighten firmly. Use two wrenches to firmly tighten tubing.
- ▶ If leaks occur, check tightness of tubing and fittings. If leaks persist, discontinue use and call your supporting dealer.
- ▶ Install in compliance with state and local laws and regulations.
- ▶ Install in cold water applications only.
- ▶ Do not use with water that is microbiologically unsafe or of unknown quality without adequate disinfection before or after the system.
- ▶ While testing was performed under standard laboratory conditions, actual performance may vary.