

## Neo-Pure® Contaminant Reduction\* Includes:

- Atrazine
- Asbestos
- Benzene
- Carbofuran
- Chlorine, Taste & Odor
- Lead
- Mercury @ pH 6.5
- Mercury @ pH 8.5
- Particulate Class I  
Particles Size: ≥ 1.0 µm  
to <1.0 µm
- P-Dichlorobenzene

### Application Guidelines - Water Supply Parameters

Service Flow	0.5 gpm (1.9 lpm)
Water Pressure	20-120 psi (138-827 kPa)
Water Temperature	33°F - 100°F (0.6°C - 37.8°C)
Rated Service Capacity	300 gallons (1,136 liters)

Systems must be installed and operated in accordance with manufacturer's recommended procedures and guidelines. Failure to do so may void warranty. Flush new cartridge for 5 minutes.

⚠ **WARNING:** Do not use with water that is microbiologically unsafe or of unknown quality without adequate disinfection before or after the system. Systems certified for cyst reduction may be used on disinfected waters that may contain filterable cysts.

**CAUTION:** To reduce the risk associated with property damage due to water leakage:

- Read and follow Use Instructions before installation and use of this system.
- Installation and use **MUST** comply with all state and local plumbing codes.
- Protect from freezing, remove filter cartridge when temperatures are expected to drop below 33° F (0.6° C).
- Do not install on hot water supply lines. The maximum operating water temperature of this filter system is 100° F (37.8° C).
- Do not install if water pressure exceeds 120 psi (827 kPa). If your water pressure exceeds 80 psi (552kPa), you must install a pressure limiting valve. Contact a plumbing professional if you are uncertain how to check your water pressure.
- Do not install where water hammer conditions may occur. If water hammer conditions exist you must install a water hammer arrester. Contact a plumbing professional if you are uncertain how to check for this condition.
- The disposable filter cartridge **MUST** be replaced every 6 months, at the rated capacity or if a noticeable reduction in flow rate occurs.
- Entire system (excluding disposable cartridges) is warrantied for a period of one year. Disposable cartridges are warrantied for defects in material and workmanship only. Service life of disposable filter cartridges varies with local water conditions and is thus not warrantied.

\*Based on manufacturer's internal testing.



Tested and certified by NSF International against NSF/ANSI Standard 42 for material safety and structural integrity only.

All company names are registered trademarks of their respective holders. Made in Korea. ©2017 NeoLogic Solutions

# NEO-PURE®

Filtration Products

## Refrigerator Filter Reduces Top Contaminants Including Lead!\*

### NP-DA2903 Compatibility:

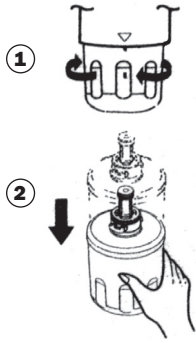
#### Samsung®

- DA29-00003A
- DA29-00003B
- DA29-00003G
- DA97-06317A
- DA61-00159
- DA61-00159A
- DA61-00159AB
- HAF-CU1

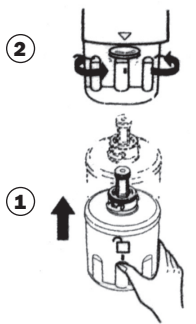


# Procedure For Filter Cartridge Installation And Replacement.

- 1**
- 1**
- ▶ **REPLACING THE FILTER CARTRIDGE**  
Remove the old cartridge by slowly turning the cartridge 1/4 to the left and pull down.



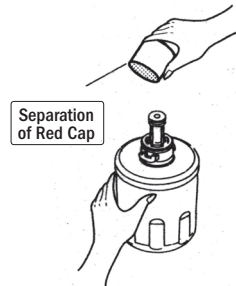
- 3**
- 2**
- ▶ **INSTALLING THE NEW FILTER**  
Slowly turn the water filter 1/4 turn to the right as shown to align the indication marks on the cover locking the filter into position. Do not over tighten.



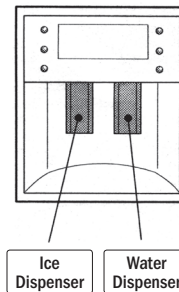
- 5**
- ▶ Open the refrigerator door and check the filter area for leaks.



- 2**
- ▶ Remove the protective cap from filter and insert filter. Please mark the current month (or 6 months after the replacement month).



- 4**
- ▶ Run water through the dispenser for 5 minutes to purge the system. When the water filter is replaced, reset the indicator by pressing the ice Type button and Child Lock button simultaneously for 3 seconds or by pressing Only Ice Type button for 3 seconds.



**MODELS WITH A REPLACEMENT INDICATOR LIGHT:**  
There is a replacement indicator light for the water filter cartridge on the digital panel. This light will turn orange to tell you that you need to replace the filter soon.