

# SNAPQUIK SERIES CONNECTOR

## Specifications ● ● ●

### PRESSURE:

Vacuum to 15 psi, 1.0 bar

### TEMPERATURE:

32°F to 122°F (0°C to 50°C)

### MATERIALS:

Main components: Acetal

O-ring: Buna-N

### COLOR:

Natural White

### TUBING SIZES:

3/32" and 1/8" ID

**WARNING:** Pressure, temperature, chemicals, and operating environment can affect the performance of couplings. It is the customer's responsibility to test the suitability of CPC's products in their own application conditions.

**SnapQuik® Series Connectors** are ideal for small bore applications. The compact design delivers high flow fluid transfer in a small profile. Featuring a unique internal latching mechanism that creates a smooth, streamlined exterior that is easy to clean and use. The user-friendly break away design of SnapQuik prevents misconnections with luers, protects equipment and ensures patient safety.

## FEATURES

Break away latch

Internal latch design

Audible click at connection

Does not mate to luer fittings

## BENEFITS

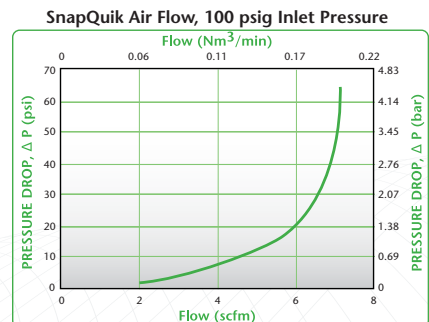
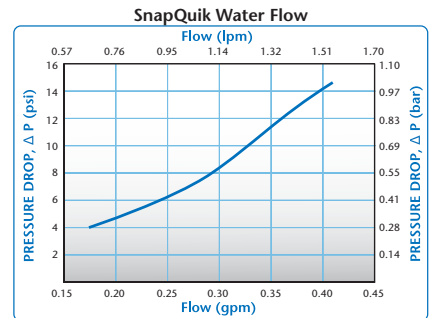
Intuitive, rapid disconnection

Streamlined exterior is easy to clean

Assures reliable connection is made

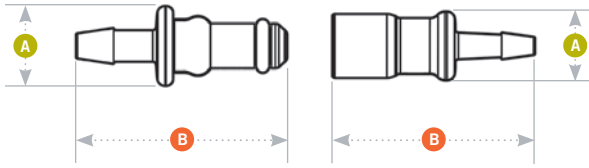
Improved patient safety

*SnapQuik's revolutionary lubrication technique ensures consistent connection forces throughout the lifetime of the connectors, even when aggressive cleaning techniques are used.*



These graphs are intended to give you a general idea of the performance capabilities of each product line. The shaded area of the graph represents the operating range of the product family, i.e. upper and lower values are shown. Therefore, depending on the exact coupling configurations selected, you can reasonably expect values to fall within the shaded area.

# SNAPQUIK DIMENSIONS



**A** = Height/Diameter  
**B** = Total Length

## Coupling Bodies • ACETAL



TERMINATION  
**IN-LINE**  
**HOSE BARB**

TUBING SIZE  
 3/32" ID  
 1/8" ID

METRIC EQ.  
 2.4mm  
 3.2mm

STRAIGHT THRU  
 BSQ17015  
 BSQ1702

**A**  
 0.36  
 0.36

**B**  
 1.09  
 1.09

## Coupling Inserts • ACETAL



TERMINATION  
**IN-LINE**  
**HOSE BARB**

TUBING SIZE  
 3/32" ID  
 1/8" ID

METRIC EQ.  
 2.4mm  
 3.2mm

STRAIGHT THRU  
 BSQ22015  
 BSQ2202

**A**  
 0.42  
 0.42

**B**  
 1.14  
 1.14

All measurements are in inches (millimeters) unless otherwise noted. Tubing must meet stated inside and outside diameters.

## DID YOU KNOW?

### AN ALTERNATIVE TO LUERS

An alternative to luers, SnapQuik® will not mate with luers designed to the ISO 594 standards