


## 3D PDF DATASHEET



 eCATALOG solutions




 BIM catalogs.net



 PART solutions



Create Your Individual 3D PDF Datasheet 

Learn How to Create Your Mechanical Product Catalog 

Learn How to Create Your BIM Product Catalog 

Reduce Your Costs in Engineering and Purchasing 

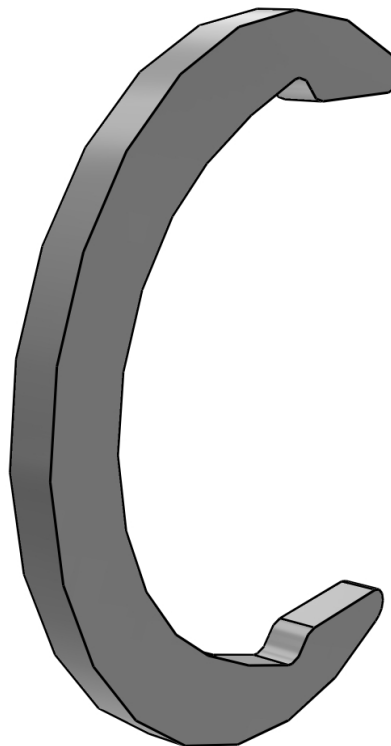


### 101700

#### Replacement Retaining Rings

### 3D View

To activate the interactive 3D view, you must trust this document (see hint on the top) in Adobe Acrobat and click on the question mark.



#### Zoom

Moves you toward or away from objects in the scene when you drag vertically. You can also zoom with the hand tool by holding down Shift as you drag.


#### Pan

Moves the model vertically and horizontally only. You can also pan with the hand tool: Ctrl-drag.

#### Rotate

Turns 3D objects around relative to the screen. How the objects move depends on the starting view, where you start dragging and the direction in which you drag.

# 3D PDF DATASHEET



 eCATALOG solutions




 BIM catalogs.net




 PART solutions



Create Your Individual 3D PDF Datasheet 

Learn How to Create Your Mechanical Product Catalog 


Learn How to Create Your BIM Product Catalog 

Reduce Your Costs in Engineering and Purchasing 



## 101700 Replacement Retaining Rings

2D derivation



ISO View



# 3D PDF DATASHEET



 eCATALOG solutions




 BIM catalogs.net



 PART solutions



Create Your Individual 3D PDF Datasheet 

Learn How to Create Your Mechanical Product Catalog 

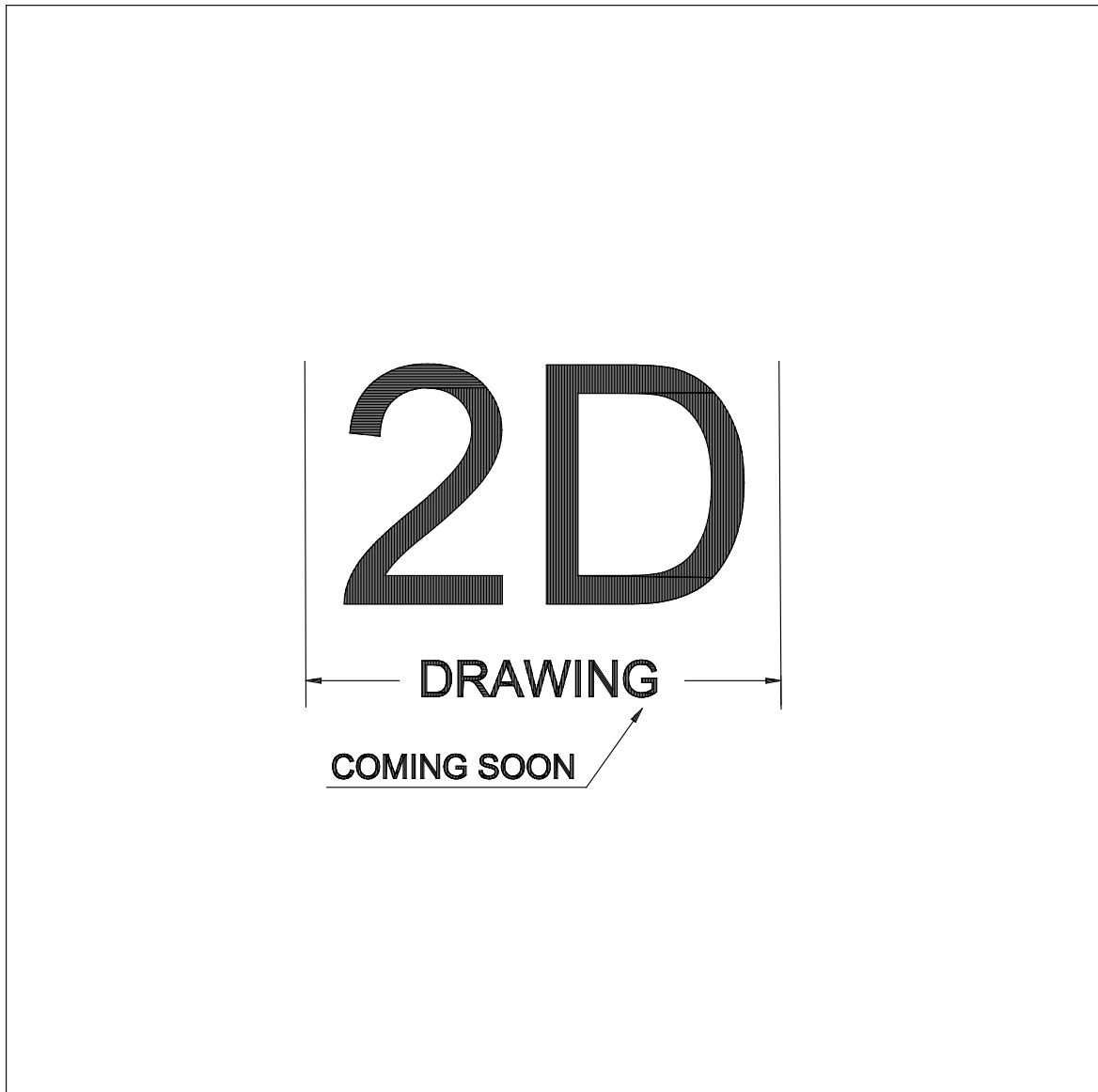
Learn How to Create Your BIM Product Catalog 

Reduce Your Costs in Engineering and Purchasing 




## 101700 Replacement Retaining Rings

### Technical drawings



# 3D PDF DATASHEET



 eCATALOG solutions




 BIM catalogs.net




 PART solutions



Create Your Individual 3D PDF Datasheet 

Learn How to Create Your Mechanical Product Catalog 

Learn How to Create Your BIM Product Catalog 

Reduce Your Costs in Engineering and Purchasing 




## 101700 Replacement Retaining Rings

### Technical Data

PN (Part No.)	101700
CS (Coupling Series)	MC/PMC

# 3D PDF DATASHEET



 eCATALOG solutions




 BIM catalogs.net



 PART solutions



Create Your Individual 3D PDF Datasheet 

Learn How to Create Your Mechanical Product Catalog 

Learn How to Create Your BIM Product Catalog 

Reduce Your Costs in Engineering and Purchasing 



## 101700 Replacement Retaining Rings

### Bill of Materials

N°	Description	Amount
1.1	101700	1