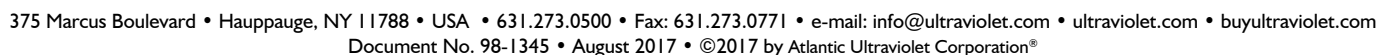


Model Number:	10-0091
Input Voltage:	120v AC
Frequency:	50/60 Hz.
Lamp Types:	See Chart On Next Page
Certifications:	UL #E191525
Size:	8.5" x 1.72" x 1.0"
Weight:	14 oz.
Mounting:	Slotted Mounting Tabs



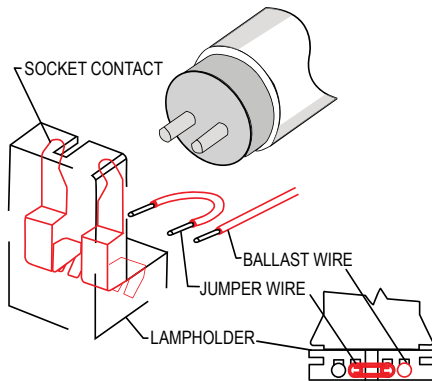
-
- 10-000 Hz**
120V 50/60 Hz
- ATLANTIC ULTRAVIOLET**
- 175 Atlantic Avenue, Norwalk, CT 06854
861-272-2600 • Fax 861-272-2601
atlanticultraviolet.com
- Technical Specifications:**
 Model: 10-000-1000
 Input Voltage: 120V AC
 Input Frequency: 50-60 Hz
 Output Voltage: 1000V AC
 Output Frequency: 10-000 Hz
 Power: 100W
 Dimensions: 100mm x 100mm x 100mm
- Warnings:**
 Danger: High Voltage
 Do not open this unit as it contains
 dangerous internal components.
 For safety, always use
 proper safety procedures.
 Do not touch the internal
 components.
- Surelite**
ELECTRONIC BALLAST
- UL** LISTED
CLASS 1
UL 1518



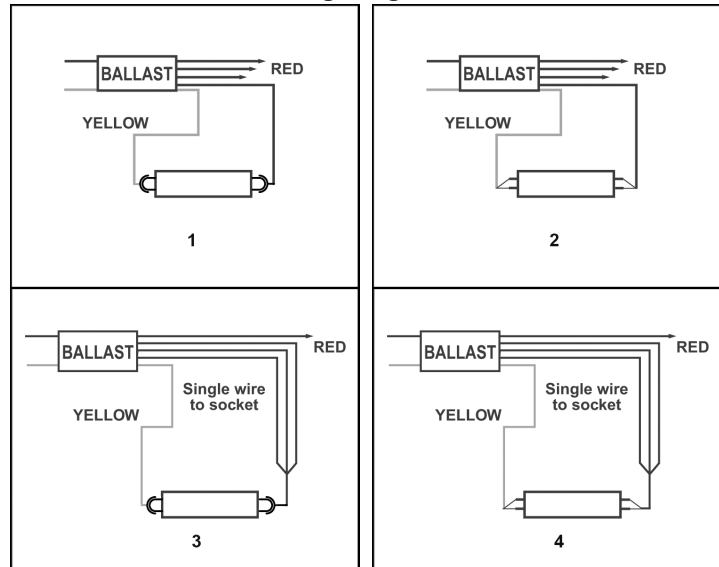
Lamp Types

Lamp Types	Wiring Diagram
MIGHTY★PURE® MP49C Lamp Part No. 05-1334-R	1
SANITRON® S50C Lamp Part No 05-1334-R	1
G12T5 - G64T5	1
GPH212T5 - GPH1554T5	2
GHO18T5 - GHO48T5	3
GPH436T5/HO - GPH1148T5/HO	4

This ballast may be acceptable for use with lamps not listed here. Contact us to discuss your requirement.



Wiring Diagrams



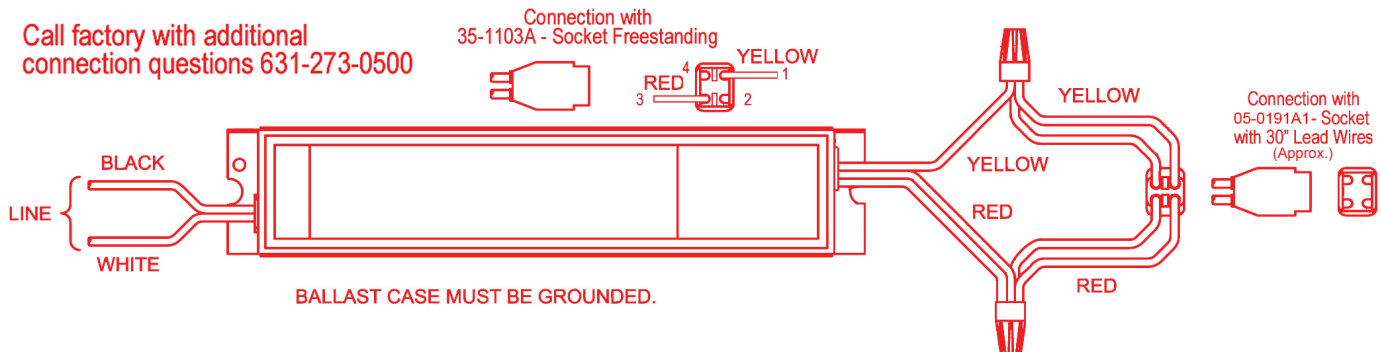
NOTE: For 4-Pin Single Ended Lamps, See Wiring Diagram Below.

Wiring Jumper Detail

For Miniature Bipin and Medium Bipin Lamps, add jumper between socket contacts, of the lampholder, before connecting the RED and YELLOW wires.

Connections

4-Pin Wiring Diagram (Single Ended)



Typical Instant Start Ballast Connections for Preheat Lamps

The information and recommendations contained in this publication are based upon data collected by the Atlantic Ultraviolet Corporation® and are believed to be correct. However, no guarantee or warranty of any kind, expressed or implied, is made with respect to the information contained herein. Specifications and information are subject to change without notice.